

RECYCLING GUIDE

FOR APARTMENTS & BUSINESSES

THIS GUIDE CONTAINS:

★ The Four C's for Recycling Ease (A Visual Guide)

- Best practice guidelines for an effective recycling program

★ One Reminder Flier

- Tip: Re-post every six months

★ One Recycling Guide Poster

- Tip: Post near recycling and garbage containers
- Tip: Hand out to tenants




For best results, educate tenants at the time of leasing, followed by semi-annual reminders.*

* Owners of commercial buildings or residential buildings with 5 or more units are required by state law (Wisconsin Statute s. 287) to provide an adequate amount of recycling collection service to their tenants and inform their residents about the program. Education should include what materials are accepted for recycling and where and how to sort them.

Local ordinance information:

Post the recycling guide and label containers clearly.



1. CLARITY

3. CONVENIENCE





Keep recycling and garbage containers in highly visited areas like entrances and gathering spots.

Use different colors on garbage and recycling containers to differentiate them.



2. COLOR

4. CAPACITY



Monitor and use appropriately-sized containers so overflow of materials aren't placed in the wrong bin.

We Recycle!

Remember recycling saves natural resources, saves landfill space, and is the law.
Join our recycling efforts by using the recycling containers provided by management.

Recycle These

Empty & rinse all
containers



**Aluminum and
Steel Cans**
Rinse clean.



**Plastic Kitchen, Laundry, and Bath
Bottles and Containers**
(#1, #2, #5)

Rinse clean. Leave lids on.



**Glass Bottles
& Jars**

No glass cups or window glass



Clean paper, cardboard, and cartons

No food residue. No paper towels, tissues, paper plates, or paper cups. Bag shredded paper

No



No Plastic Bags



**No Food Waste or
Other Garbage**



No Hazards
(Batteries, propane tanks,
flammables, electronics,
or sharps)

Questions?

Recycling containers are located _____.

Questions about what can be
recycled? Call our recycling service
provider at _____.

RECYCLE

THANK YOU FOR RECYCLING THESE:



Cans



Aluminum and Steel Cans

empty and rinse



Cartons



Food and Beverage Cartons

empty and replace cap



Glass



Bottles and Jars

empty and rinse



Paper



Cereal Boxes, Newspaper, Magazines & Mail, Flattened Cardboard, and Paper Tubes



Plastic



Kitchen, Laundry, Bath: Bottles and Containers

empty and replace cap
(#1♻, #2♻, #5♻)

DO NOT RECYCLE THESE CURBSIDE:

Scrap Metal



No car parts or scrap metal

Plastic Bags



Do not bag recyclables; return plastic bags and wrap to retail stores

Hazards



No flammables, compressed cylinders, batteries, electronics, or sharps

Garbage



Empty all containers; no food, liquids, diapers, or garbage

Tanglers



No hoses, wires, or chains,

MilwaukeeRecycles.com

Unacceptable Materials

These items cannot be recycled in the curbside program. For a complete list of acceptable and unacceptable materials, visit our website MilwaukeeRecycles.com

- | | | |
|----------------------------------|------------------------------|------------------------------------|
| ✗ Appliances | ✗ Garbage | ✗ Paper Plates or Cups |
| ✗ Bagged Recyclables | ✗ Garden Pots or Trays | ✗ Plastic Bags, Wrap, Film |
| ✗ Batteries | ✗ Hangers | ✗ Plastic Utencils |
| ✗ Car Parts (Brake Rotors, etc.) | ✗ Hard Cover Books | ✗ Propane Cylinders or Tanks |
| ✗ Ceramics | ✗ Helium Cylinders or Tanks | ✗ Scrap Metal |
| ✗ Chains | ✗ Hoses | ✗ Styrofoam |
| ✗ Christmas Trees or Lights | ✗ Liquids | ✗ Take Out Packaging or Containers |
| ✗ Clothing | ✗ Light Bulbs | ✗ Tires |
| ✗ Construction Debris | ✗ Loose Caps and Lids | ✗ Tissue Paper |
| ✗ Cords | ✗ Medical Waste & Medication | ✗ Toys |
| ✗ Cups (Paper or Styrofoam) | ✗ Motor Oil Bottles | ✗ Window Glass or Mirrors |
| ✗ Diapers | ✗ Needles, Sharps, Syringes | ✗ Wires |
| ✗ Drinking Glasses or Mugs | ✗ Paint or Paint Cans | ✗ Wood |
| ✗ Food | ✗ Paper Ice Cream Containers | ✗ Yard Waste or Compost |

Frequently Asked Questions



Why can't we include scrap metal, plastic bags, hazards, garbage, and tangles in the recycling bin?

These items damage equipment or cause serious fires. These materials can also risk recycling haulers' and facility workers' safety which can result in serious injury. Lastly, items that don't belong in the cart are costly to dispose of and can make other recyclables less valuable. For more information about proper disposal of these unaccepted materials, please visit our website.



How do I dispose of paint?

Latex paint should be dried and thrown in the trash. Oil based paints are hazardous waste and should be brought to a household hazardous waste collection site for safe disposal. Visit mmsd.com for Home HazMat information and locations.



How do I find out my household collection schedule?

Visit milwaukee.gov/collectionday for collection schedules, setout instructions, service requests, and more.