

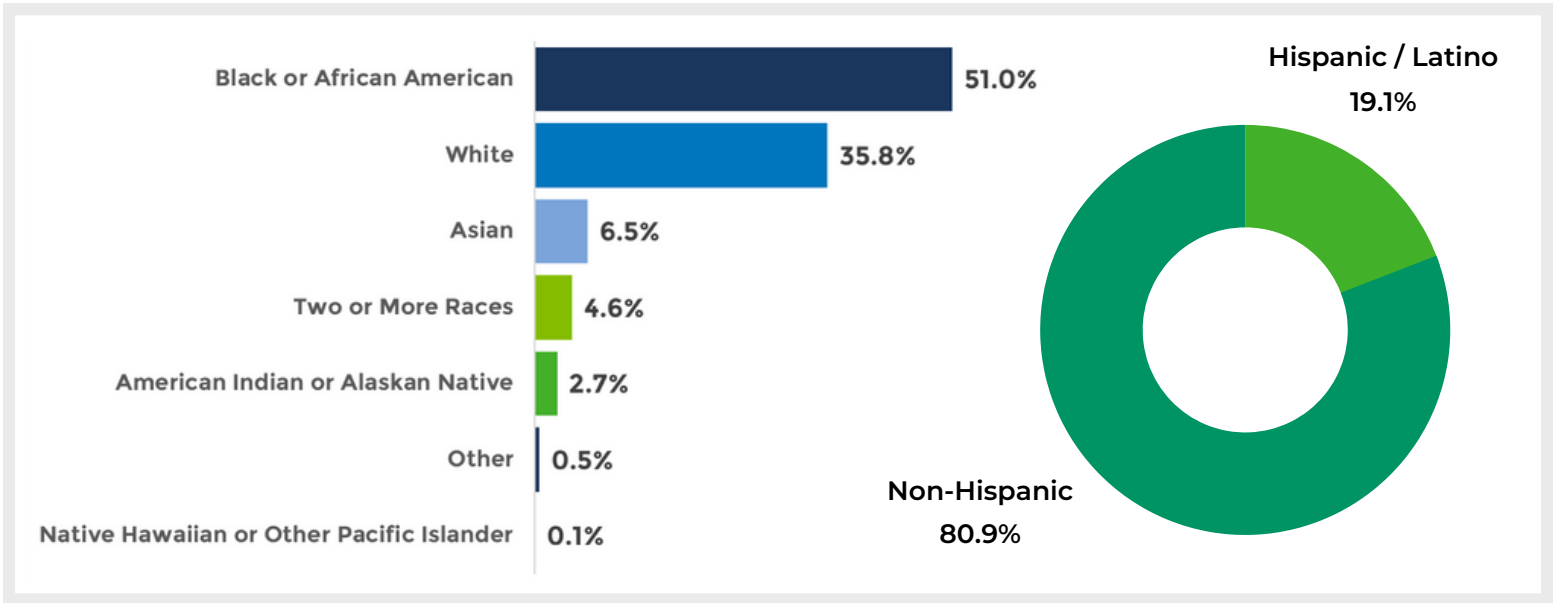


The City of Milwaukee Health Department conducted a survey to understand what health issues mattered the most to the Milwaukee community.

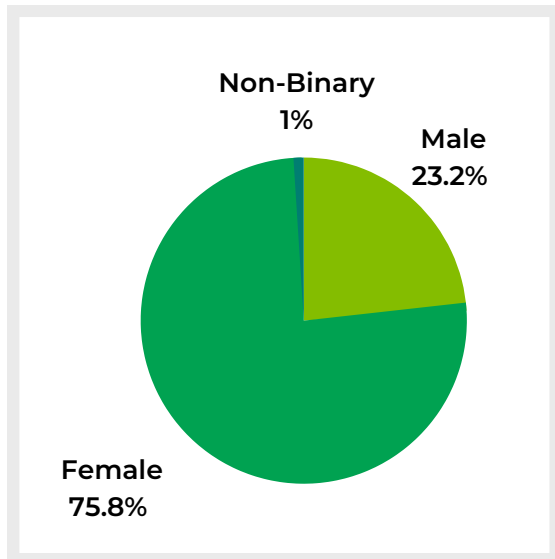
This infographic shows top priorities by race and ethnicity. Participants ranged in age from 8 to 85 years-old and represent a diversity of sexual orientations, incomes, and living situations.

Priority Issue Survey Demographics

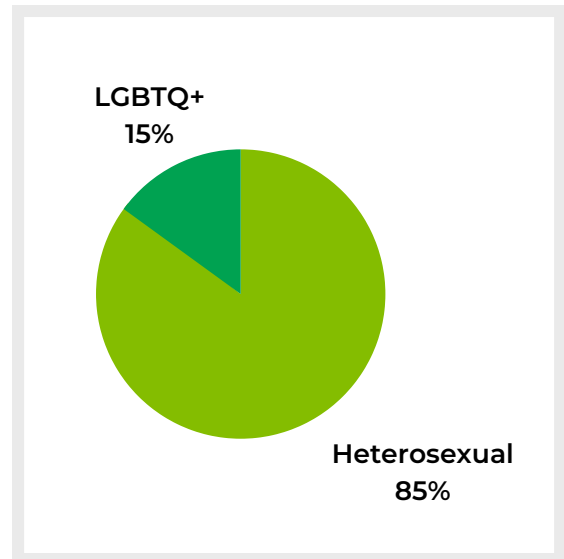
Race and Ethnicity



Gender



Sexual Orientation



Visit milwaukee.gov/Elevate for more information!

Top 5 Priorities By Race and Ethnicity

Note: These results are representative of survey participants and may not be generalizable to the population at large.

Black or African American (n = 941)

1. Healthy Foods and Nutrition (46.1%)
2. Crime and Neighborhood Safety (37.8%)
3. Drug Use (26.0%)
4. Mental Health (25.4%)
5. Reckless Driving (23.0%)

Hispanic or Latino (n = 310)

1. Healthy Foods and Nutrition (49.4%)
2. Crime and Neighborhood Safety (43.5%)
3. Healthcare Services (32.9%)
4. Education (26.5%)
5. Dental Health (25.2%)

Asian (n = 127)

1. Healthy Foods and Nutrition (40.2%)
2. Healthcare Services (36.2%)
3. Mental Health (29.1%)
4. Health Insurance (26.0%)
5. Environment & Economic Security (tied, 22.8%)

American Indian or Alaska Native (n = 91)

1. Healthy Foods and Nutrition (33.0%)
2. Crime and Neighborhood Safety (30.8%)
3. Drug Use (29.7%)
4. Mental Health (25.3%)
5. Accessibility and Resources for People with Disabilities (23.1%)