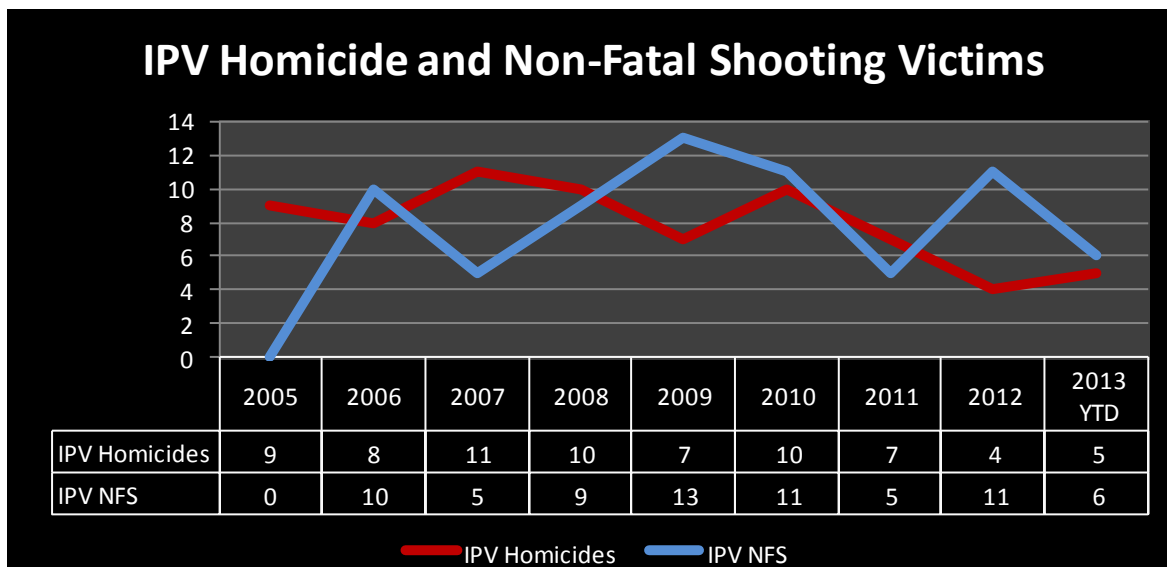
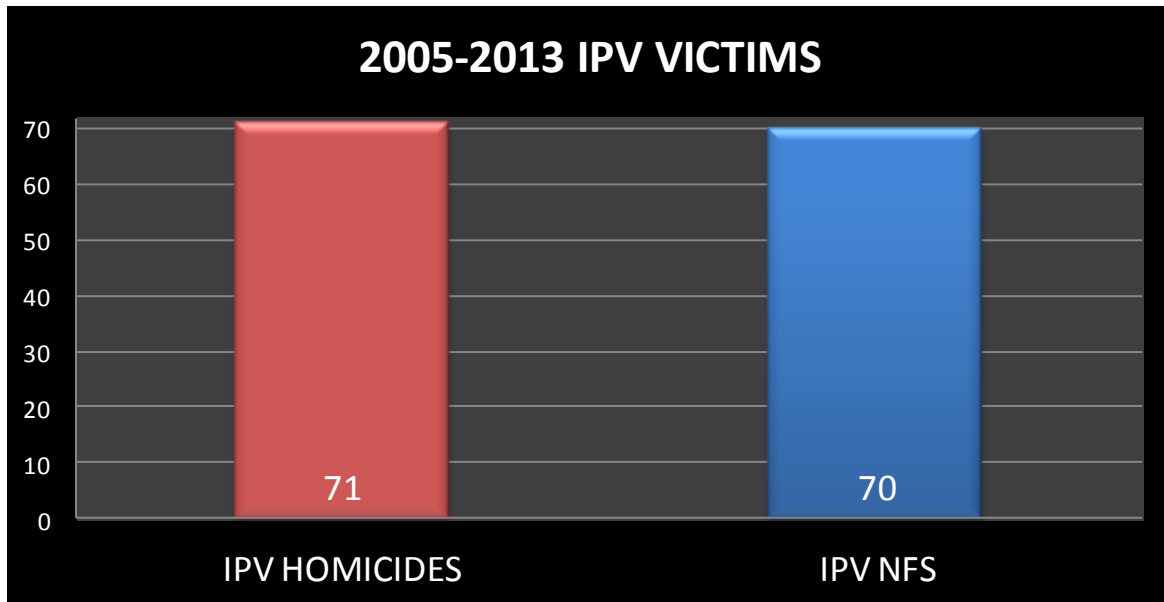


# MILWAUKEE HOMICIDE REVIEW COMMISSION

www.milwaukee.gov/hrc

Fall 2013

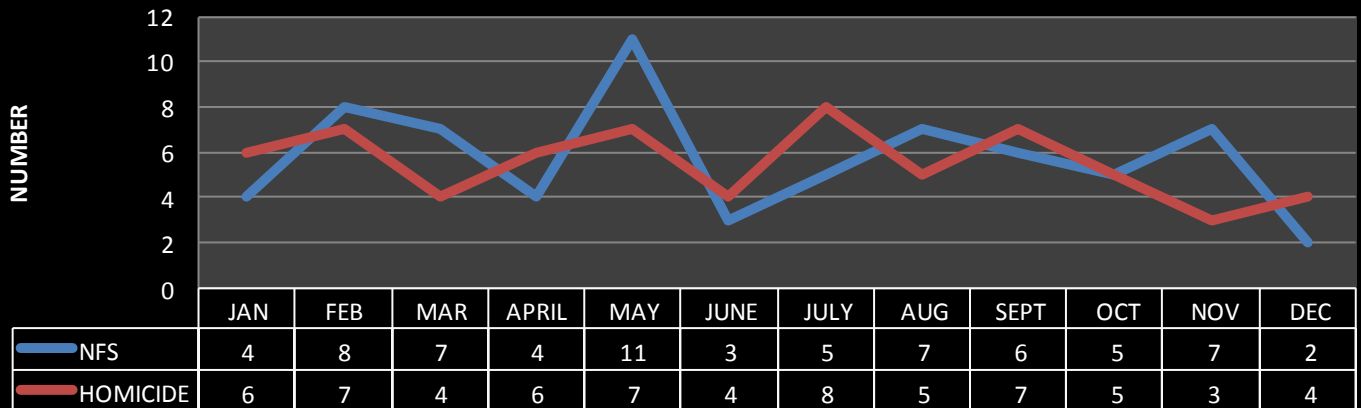


**Methodology:** These findings are the result of an analysis of Intimate Partner Violence (IPV) Homicides and Intimate Partner Violence (IPV) Non-Fatal Shootings (NFS) occurring between 2005 and 9-30-13.

IPV Homicides and IPV NFS include only those cases where the individuals involved had an intimate relationship at some point. It does not include other cases under the domestic violence statutory definition such as roommate, family members, etc. The MHRC tracks Milwaukee Homicides and NFS using a model similar to the U.S. National Violent Death Reporting System (NVDRS).

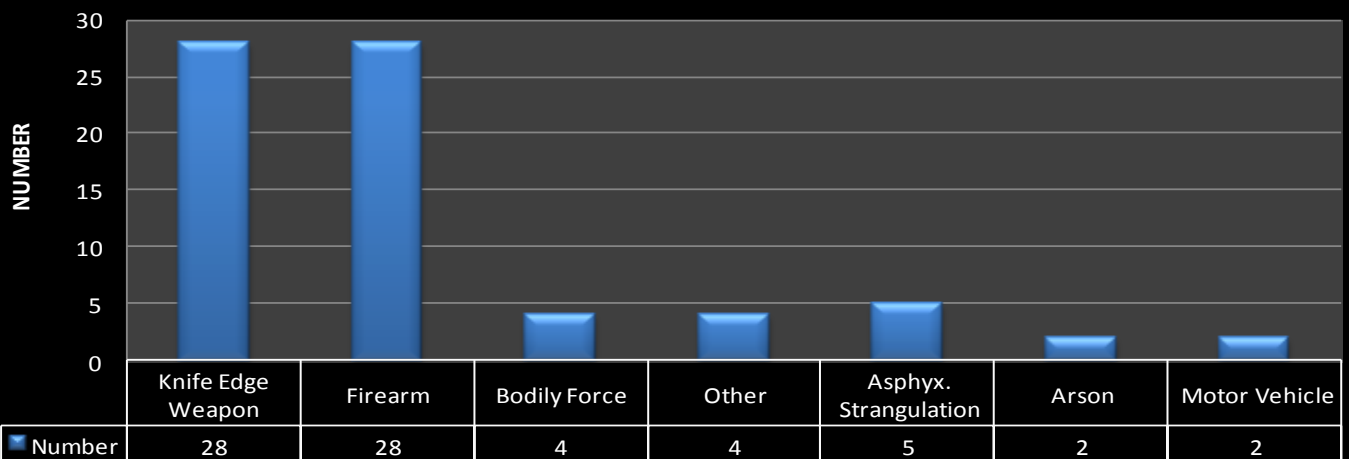
## IPV Trends by Month, Weapon Type, and Police District

### IPV Homicides and Non-Fatal Shootings by Month



From 2005-2013, IPV homicides occurred each month (*same trend for 2006-2013 shootings*). The month of May had the most number of IPV Homicides compared to November, which had the fewest. The month of July had the most number of IPV NFS incidents compared to November, which had the fewest.

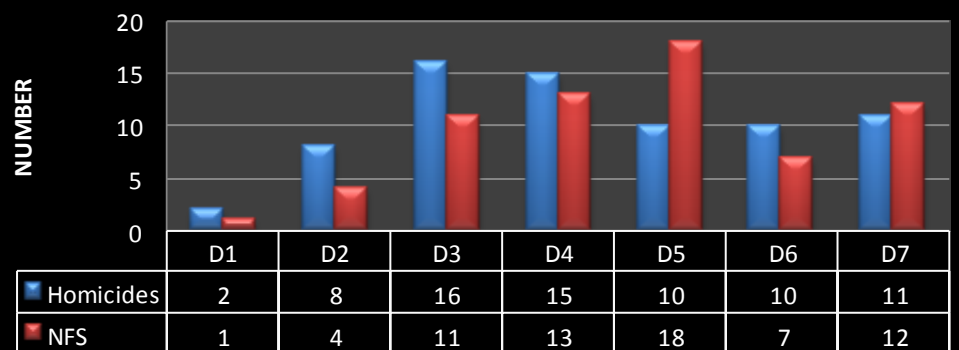
### IPV Homicide Weapon/Cause



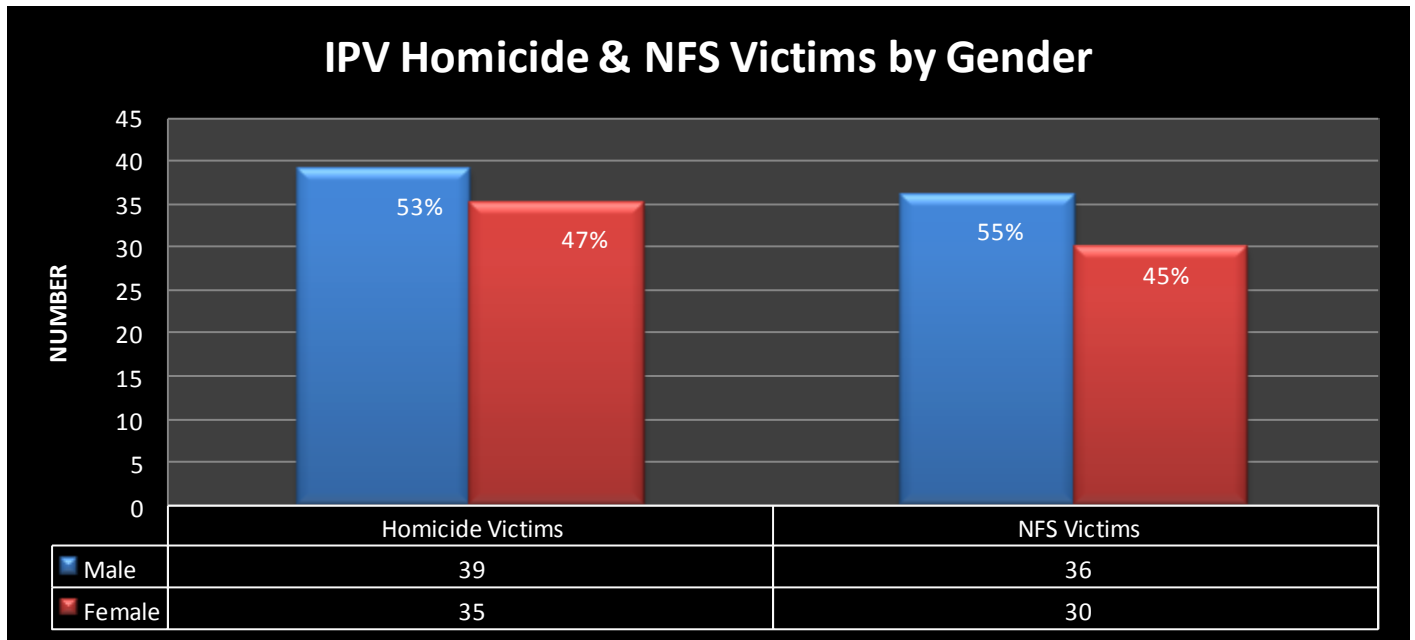
The three weapons used most often in IPV Homicides were: Knife/Edge weapon (28 38%), Firearm (28, 38%) and Asphyxiation/Strangulation (5, 10%). See chart above.

Police Districts 3 and 4 had the most number of IPV Homicides and Police Districts 4 and 5 had the most number of IPV NFS incidents. See chart on the right.

### IPV Homicides and NFS by Police District




## IPV Trends by Gender and Race/Ethnicity



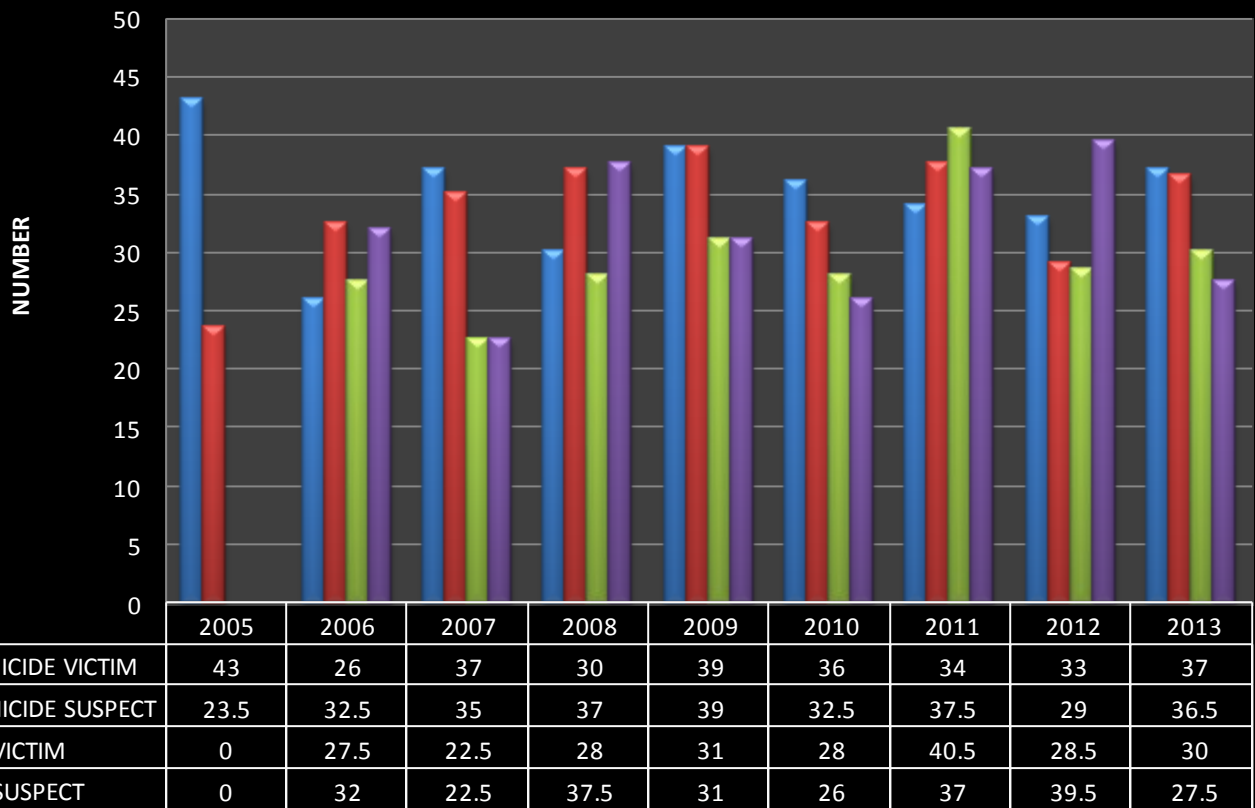
Contrary to popular perception, a slight majority of IPV Homicide victims were Male (39, 53%); Females (35, 47%). More intimate partner nonfatal shooting victims were male (30, 63%) compared to female victims (18, 37%). The vast majority of intimate partner homicide and shooting suspects are male. *See chart below.*

Male IPV victims include a new intimate partner (e.g., new boyfriend), male relatives, and friends of the initial victim involved in the abusive relationship. in addition to male victims of abuse.



Black Females and Black Males make up the majority of IPV Homicide and NFS Victims and Suspects compared to Asian, Latino, and White Victims and Suspects. That is, 75% of IPV Victims and 76% of IPV Homicide Suspects are Black and 83% of IPV NFS victims and 85% of IPV NFS Suspects are Black.

### Median Age: IPV Homicide and NFS Victims and Suspects



From 2005-2013, the average IPV Homicide Victim age was 35. The youngest victim was 15 and the oldest victim was 69. The average IPV Homicide Suspect age was 33.5. During the same period, the average IPV NFS Victim age was 29.5. The average IPV NFS Suspect age was 31.5. The youngest victim was 16 and the oldest victim was 70 (very similar to the age range of homicide victims). *Note: NFS data not collected until 2006.*