

## Laboratory COVID-19 Supplemental

### City of Milwaukee Health Department Laboratory Testing, February 2021

City of Milwaukee Health Department Laboratory Testing - February 2021

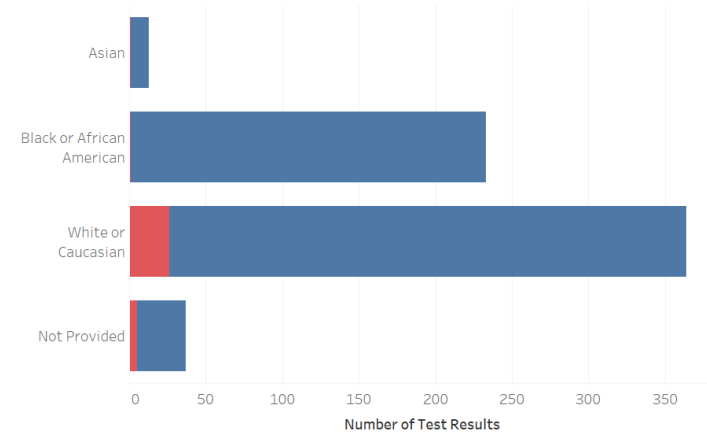
Data Retrieved from MHD LIS March 2, 2021

All Reported Test Results

**Total Positive: 33 Total Negative: 619**

Test Result  
■ Positive ■ Negative

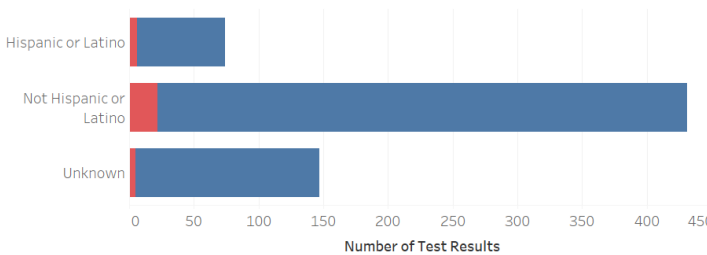
All Reported Test Results by Reported Race



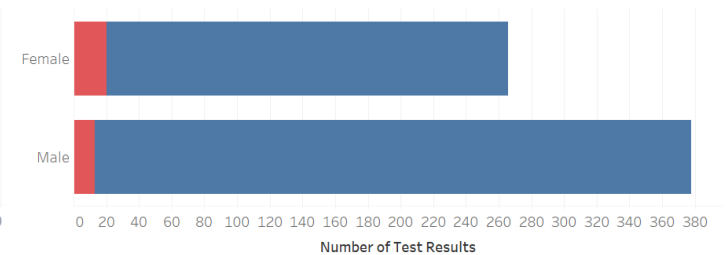
All Reported Test Results by Age Group



All Reported Test Results by Reported Ethnicity



All Reported Test Results by Reported Gender

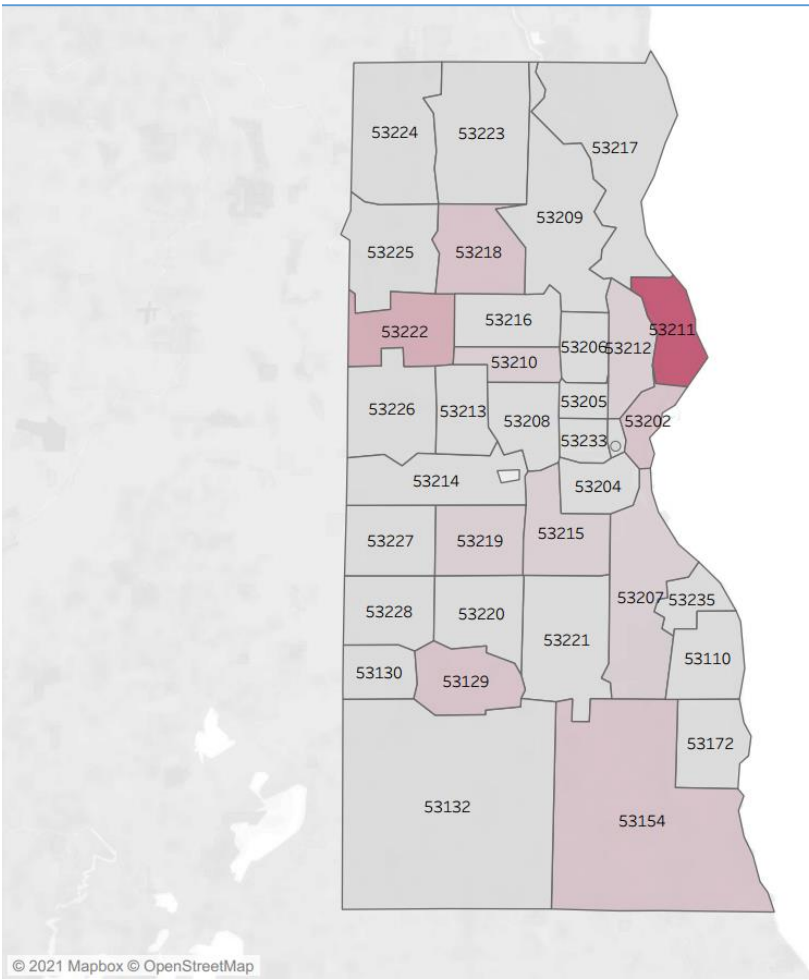


**Disclaimer:** Data from testing performed at the City of Milwaukee Health Department Laboratory, and does not represent all of COVID-19 testing performed in the Greater Milwaukee area. The majority of testing was performed on samples that fit Wisconsin Department of Health Services guidance for public health laboratory testing criteria.

For more information and data on the current COVID-19 situation in the City of Milwaukee, visit [www.milwaukee.gov/coronavirus](http://www.milwaukee.gov/coronavirus).

For current information and data on COVID-19 in Wisconsin, visit <https://www.dhs.wisconsin.gov/covid-19/data.htm>.

# MHD Lab Test Results and Positive Cases by ZIP code, February 2021



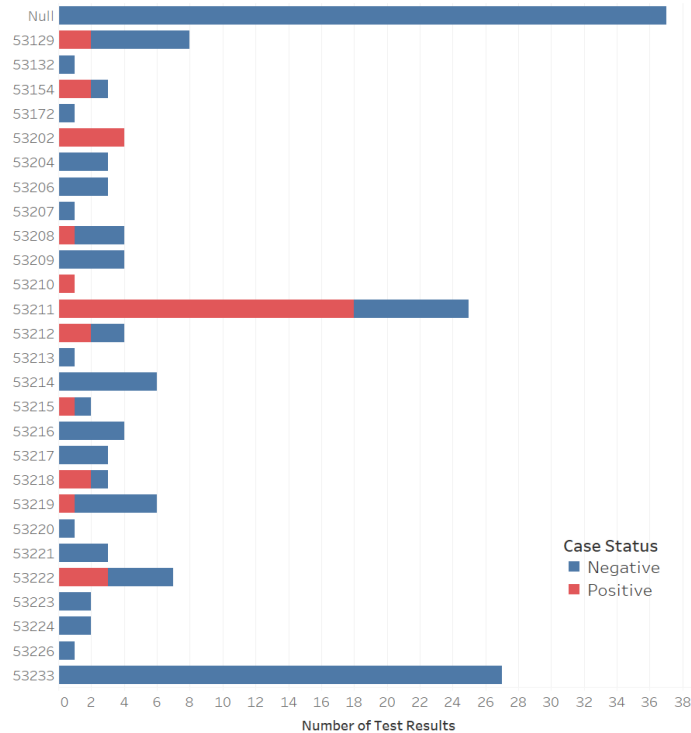
Number of cases



## MHD Lab Supplement - COVID-19 Testing Data - February 2021

Data Retrieved from WEDSS March 5, 2021

### City of Milwaukee Health Department Laboratory - Reported Patient Status by Zip Code

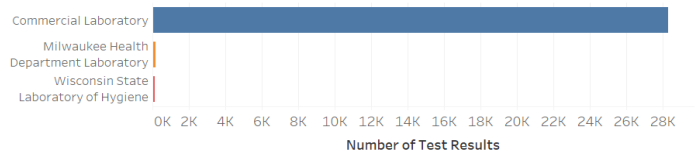


### Reported Deaths Due to Complications of COVID-19 Infection

Milwaukee County  
**47**  
City of Milwaukee  
**25**

Data Reported by Milwaukee County Medical Examiner on March 5, 2021

### Milwaukee County Test Results - Reported Laboratory



### City of Milwaukee Test Results - Reported Laboratory

