

Milwaukee Respiratory Virus Surveillance Update

MMWR Week 8, Ending February 22, 2025

Contents

Respiratory Illnesses In the News	2
Overview	2
Statewide and Regional Influenza Activity	3
Respiratory Virus Laboratory Surveillance	3
Milwaukee County Influenza Activity	4
Influenza Testing Data	5
National Influenza Activity	5
Respiratory Illness Emergency Department Visits in Milwaukee County	6
Respiratory Illness Immunization Rates of Milwaukee County Residents, 2024-2025 Season	6
COVID-19 Activity	7
Wastewater Disease Surveillance - Respiratory Illnesses	7

Respiratory Illnesses In the News

FDA meeting to choose flu vaccine composition canceled: <https://edition.cnn.com/2025/02/26/health/news-fda-meeting-to-choose-flu-vaccine-composition-canceled-without-explanation/index.html>

Overview

County

- There were 92 influenza-associated hospitalizations reported in Milwaukee County during the week ending on February 22, 2025. From September 29, 2024 through February 22, 2025, there have been 897 reported influenza-associated hospitalizations in Milwaukee County (612 City of Milwaukee residents).

State

- Statewide influenza-like illness activity is very high and activity is beginning to decrease.
- Influenza activity is very high based on emergency department, laboratory testing, and wastewater data and is beginning to decrease.
- RSV activity is high particularly in children under 5. COVID-19 activity is low.

National

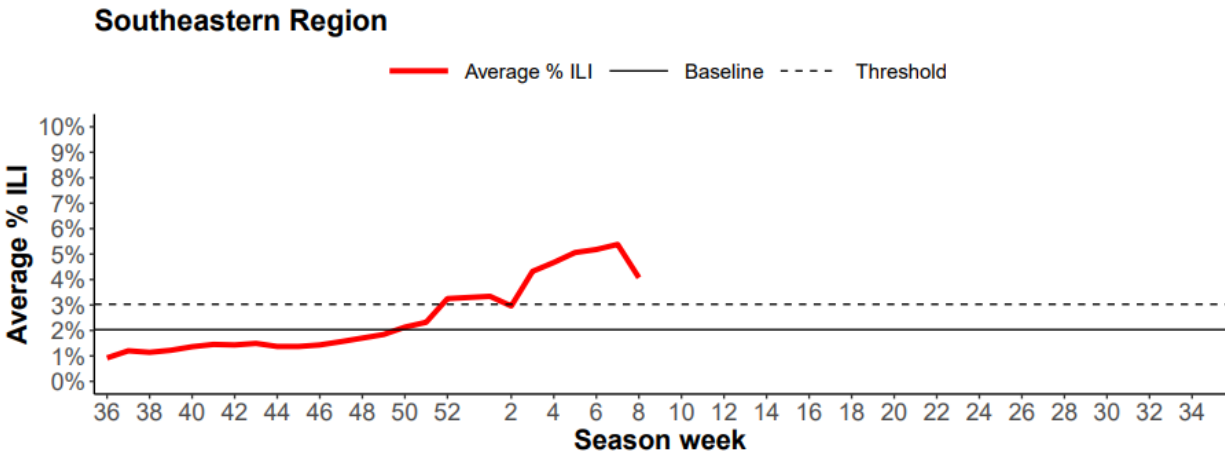
- Seasonal influenza remains elevated nationally but has decreased for two consecutive weeks. This week 8 jurisdiction experienced moderate influenza activity and 41 jurisdictions experienced high or very high activity.
- 12 influenza-associated pediatric deaths occurred during this week.
- Influenza A(H1N1)pdm09 and A(H3N2) were the predominant viruses this week.

CDC Pediatric Data (Since Week 40)

2024-25 To Date: Total Deaths	2023-24 To Date: Total Deaths	Pediatric Deaths This Week	Notes on Deaths
98	207	12	Twelve influenza-associated pediatric deaths occurring during the 2024-2025 season were reported to CDC during Week 8. The deaths occurred between Weeks 1 and 8 (the weeks ending January 4, 2025 and February 22, 2025). All twelve deaths were associated with influenza A viruses. Eleven of the influenza A cases had subtyping performed; eight cases were associated with A(H1N1) viruses; two with A(H3N2) viruses; and one case was associated with an A(H1N1) and A(H3N2) coinfection. A total of 98 influenza-associated pediatric deaths occurring during the 2024-2025 season have been reported to CDC.

Statewide and Regional Influenza Activity

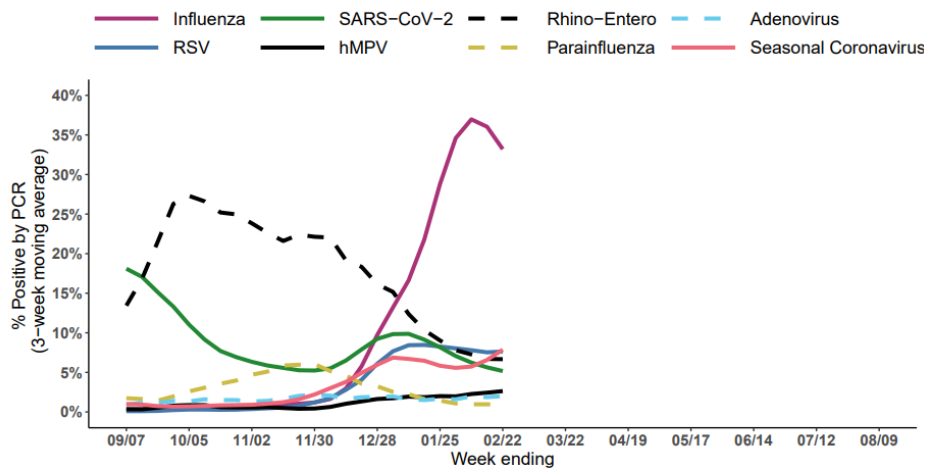
Influenza-like illness levels were above baseline statewide and above baseline in the southeastern region of the state.



Wisconsin Department of Health Services Respiratory Virus Surveillance Report, February 22, 2025

Respiratory Virus Laboratory Surveillance

Percent positivity of respiratory viruses tested by PCR, NREVSS



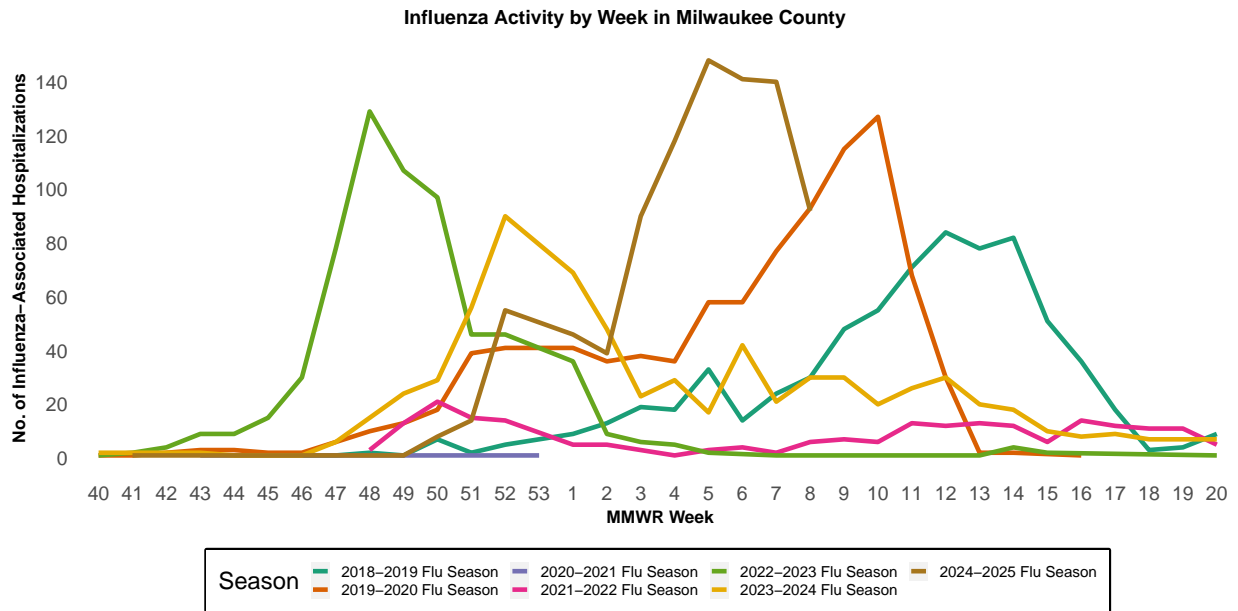
RSV = respiratory syncytial virus, hMPV = human metapneumovirus

Wisconsin Department of Health Services Respiratory Virus Surveillance Report, February 22, 2025

Milwaukee County Influenza Activity

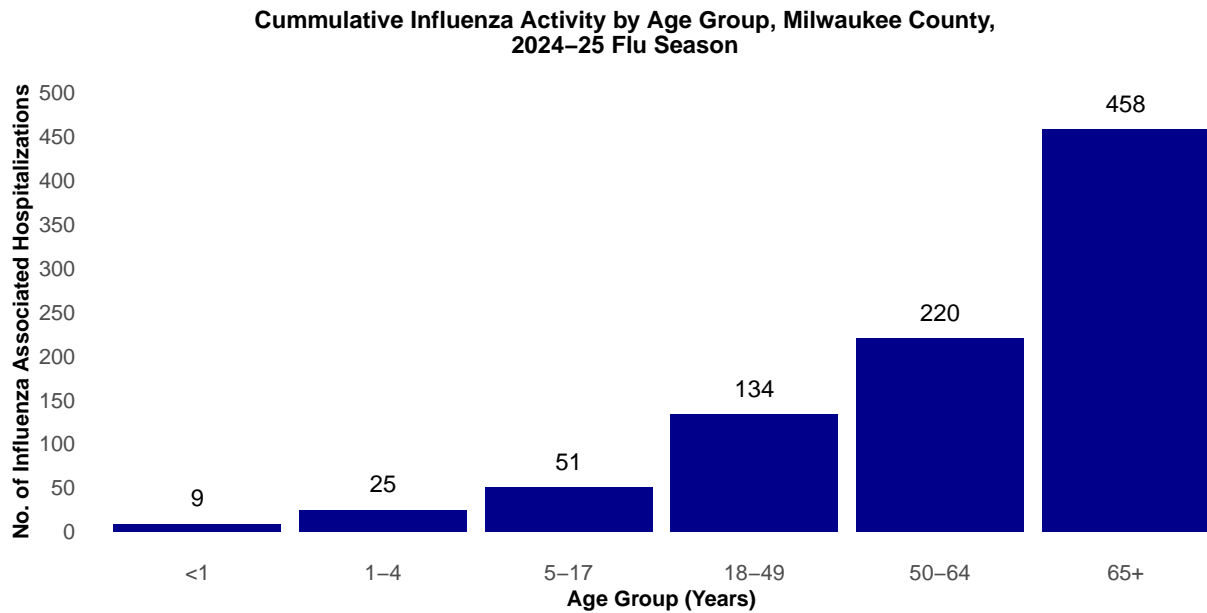
From September 29, 2024 through February 22, 2025 there have been 897 reported influenza-associated hospitalizations in Milwaukee County.

Milwaukee County Influenza-Associated Hospitalizations



*Flu activity was unusually low in the 2020-2021 flu season, despite high levels of testing. COVID-19 mitigation measures such as wearing face masks, social distancing, staying home, and school closures, in addition to flu vaccination, likely contributed to the low flu activity during this season.

Milwaukee County Influenza-Associated Hospitalizations by Age Group MMWR Week 40, 2024 through Week 8, 2024

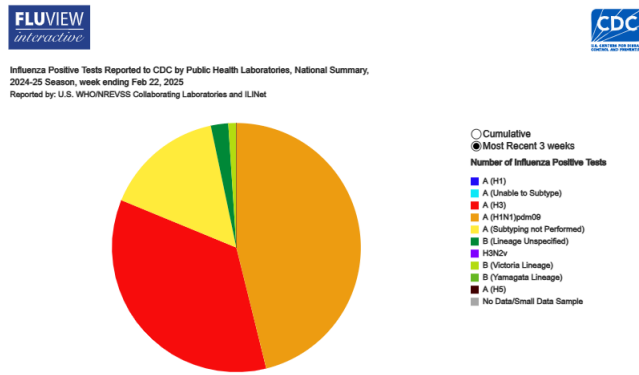


Influenza Testing Data

Public Health Laboratory Influenza Testing Data To-Date (Since Week 40)

Lab	Number Tested to date	Number Positive to date	Most Recent Week Percent Positive	Predominant A Subtype and Strain	Predominant B Strain	Predominant Type (A or B)
CDC	2,276,916	359,895	22,528/91,904 (24.5%)	(H1N1)pdm09	Victoria	A
WSLH	-	-	4,899/16,895 (29%)	Unknown	Unknown	A
MHDL	48	29	29/48 (60.4%)	N/A	N/A	A

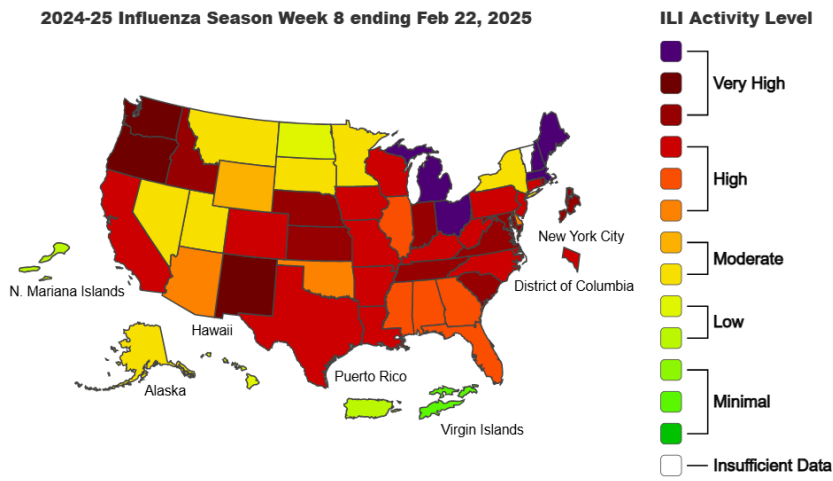
National Influenza Testing Data, CDC FluView



<http://gis.cdc.gov/grasp/fluview/fluportaldashboard.html> accessed

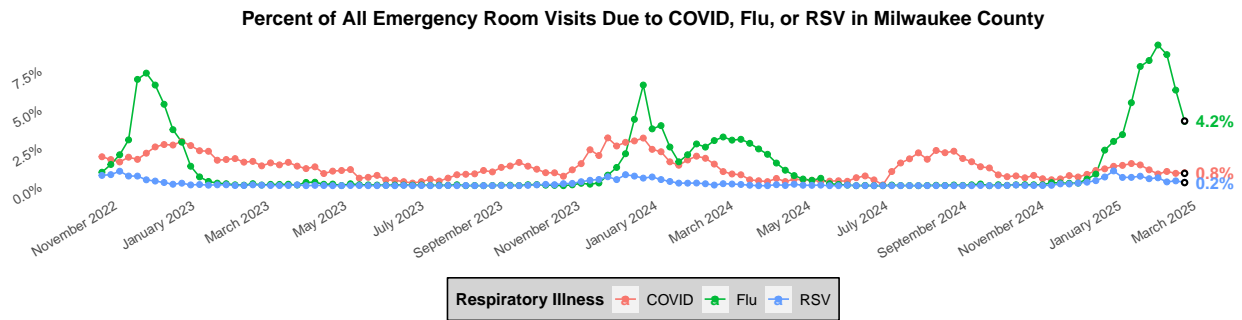
National Influenza Activity

Outpatient Respiratory Illness Activity Map, CDC FluView



<https://www.cdc.gov/flu/weekly/index.htm#MS2> accessed

Respiratory Illness Emergency Department Visits in Milwaukee County



Respiratory Illness Immunization Rates of Milwaukee County Residents, 2024-2025 Season

The Wisconsin Department of Health Services (DHS) Immunization Program has dashboards for statewide and county specific immunization rates for influenza vaccinations, COVID-19 vaccinations, and both infant and adult RSV vaccinations. Each immunization dashboard contains demographic data for people receiving vaccines.

To access these dashboards:

- COVID-19: <https://www.dhs.wisconsin.gov/immunization/covid-19-vaccine-data.htm>
- Influenza: <https://www.dhs.wisconsin.gov/immunization/influenza.htm>
- RSV: <https://www.dhs.wisconsin.gov/immunization/rsv-vaccine-data.htm>

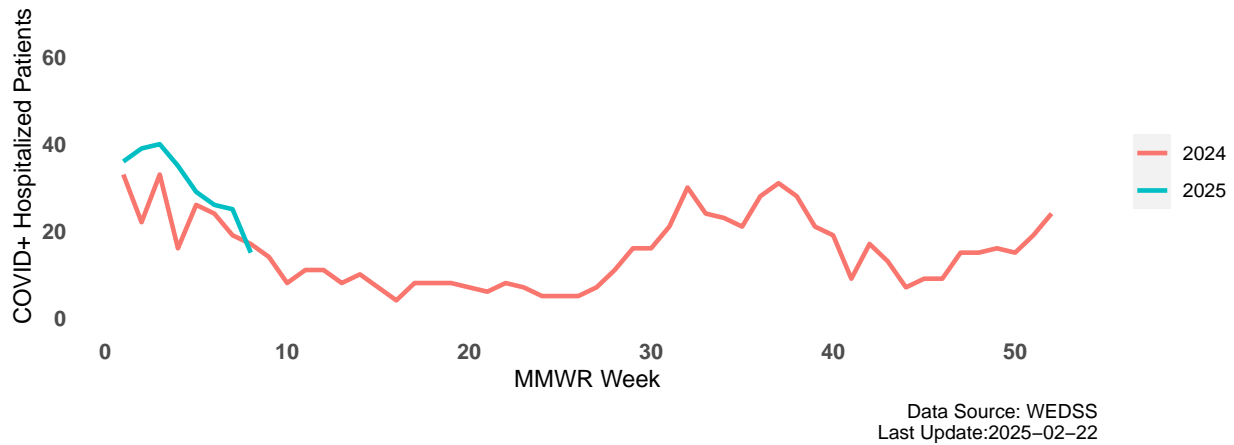
COVID-19 and RSV dashboards are updated weekly year-round and the influenza dashboard is updated weekly during the flu season.

Influenza Vaccine Composition 2022-2023 Influenza Season All standard-dose flu shots will be a trivalent formulation. The trivalent vaccines for use in the 2024-2025 influenza season contain the following:

- an A/Victoria/4897/2022 (H1N1)pdm09-like virus;
- an A/Thailand/8/2022 (H3N2)-like virus; and
- a B/Austria/1359417/2021 (B/Victoria lineage)-like virus

COVID-19 Activity

Hospitalized Patients that are COVID-19 Positive Timeline, Milwaukee County

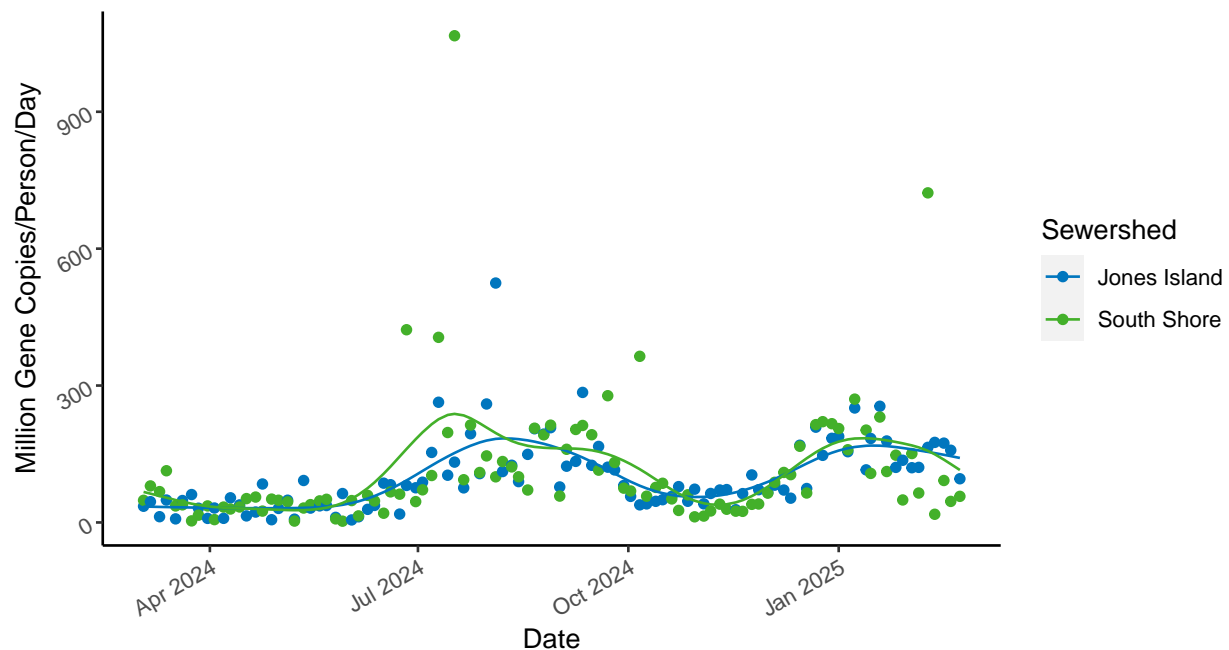


Wastewater Disease Surveillance - Respiratory Illnesses

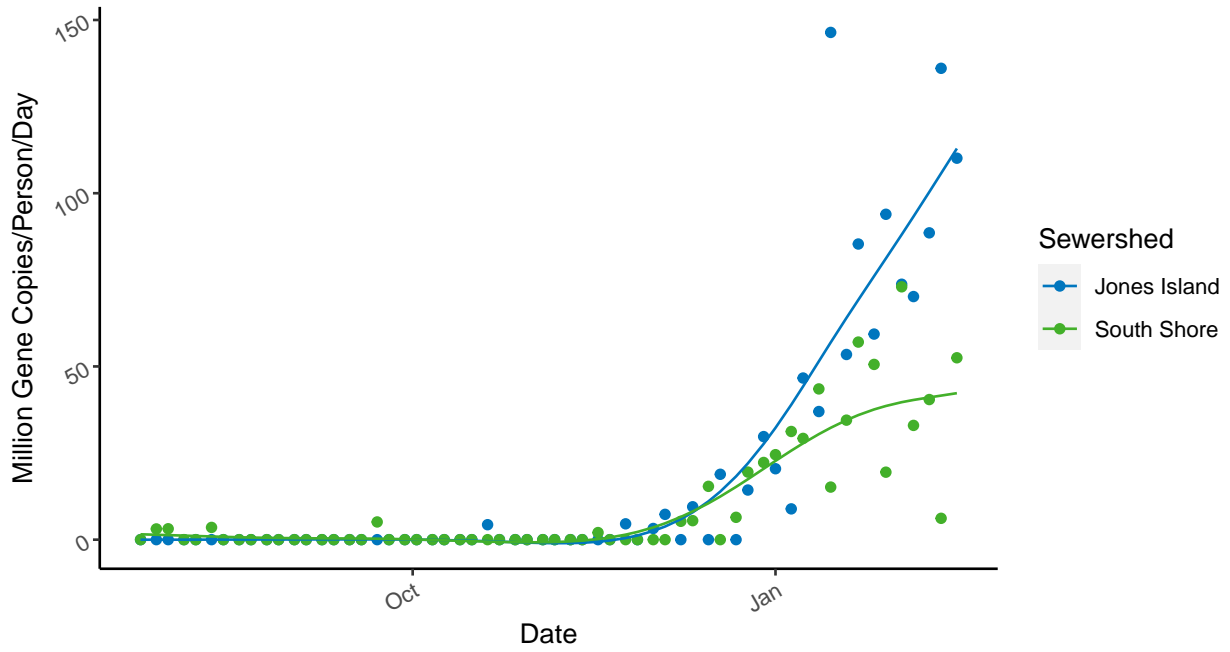
Wastewater disease surveillance is a powerful tool that detects illness before people start to show symptoms. MHD Laboratory does routine disease surveillance from wastewater samples at Milwaukee Metropolitan Sewerage Districts collection points, Jones Island and South Shore. Samples are taken twice weekly at each site. Wastewater disease surveillance can detect a wide variety of illnesses. At MHD, we test for COVID-19, influenza A, influenza B, and RSV respiratory pathogens.

When interpreting wastewater surveillance data, the trend is the most important indicator of disease level in the population. Each of the plots below include a spline that represents the trend of illnesses.

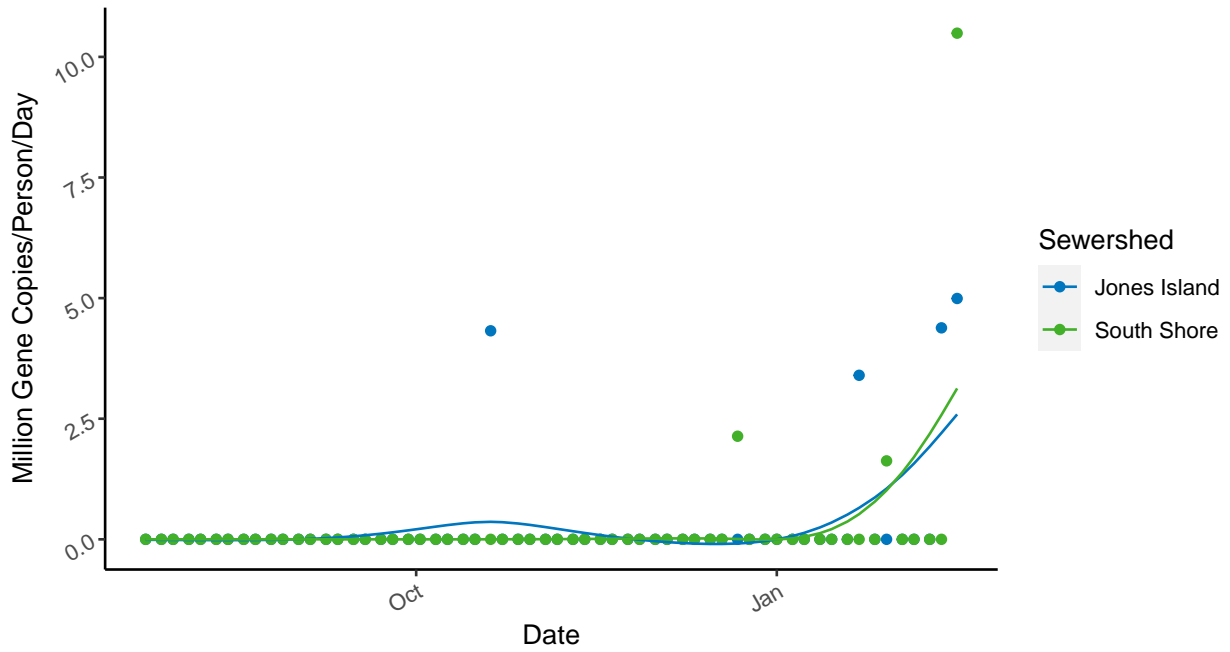
COVID-19 Trends in Milwaukee Sewershed

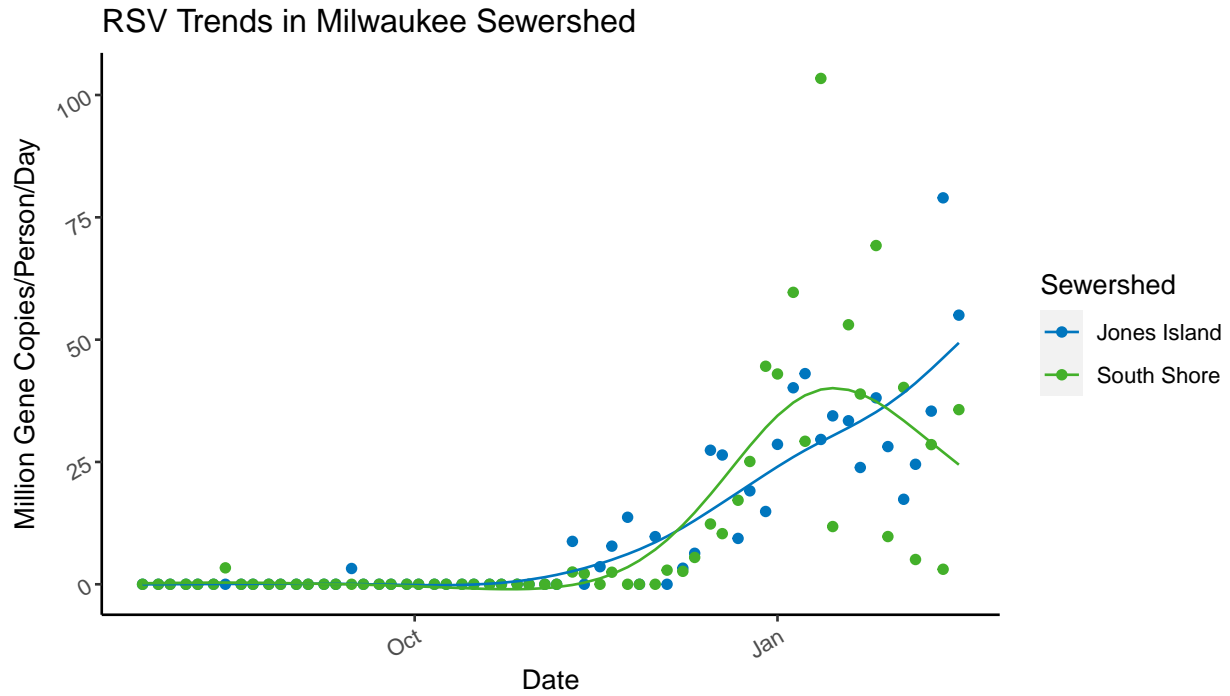


Flu A Trends in Milwaukee Sewershed



Flu B Trends in Milwaukee Sewershed





To see more interactive wastewater surveillance data, visit the MHD respiratory illness dashboard at <https://milwaukee.gov/wastewater>.

Have feedback on the Milwaukee Respiratory Illness Report? Send an email with the subject line “User Feedback” to SURVNET@milwaukee.gov.