

# Milwaukee Respiratory Virus Surveillance Update

## MMWR Week 41, Ending October 12, 2024

### Contents

Respiratory Illnesses In the News . . . . .	2
Overview . . . . .	2
Statewide and Regional Influenza Activity . . . . .	3
Respiratory Virus Laboratory Surveillance . . . . .	3
Milwaukee County Influenza Activity . . . . .	4
Influenza Testing Data . . . . .	5
National Influenza Activity . . . . .	5
Respiratory Illness Emergency Department Visits in Milwaukee County . . . . .	6
Respiratory Illness Immunization Rates of Milwaukee County Residents, 2024-2025 Season . . . . .	6
COVID-19 Activity . . . . .	7
Wastewater Disease Surveillance - Respiratory Illnesses . . . . .	7

## Respiratory Illnesses In the News

On October 11th, the CDC posted an A(H5N1) bird flu response update. See more here: <https://www.cdc.gov/bird-flu/spotlights/h5n1-response-10112024.html>.

CDC posted a spotlight summary on influenza activity during the 2023-2024 season and composition of the 2024-2025 influenza vaccine. See more here: <https://www.cdc.gov/flu/whats-new/flu-summary-2023-2024.html>.

## Overview

### County

- There were 0 influenza-associated hospitalizations reported in Milwaukee County during the week ending on October 12, 2024. From September 29, 2024 through October 12, 2024, there have been 0 reported influenza-associated hospitalizations in Milwaukee County.

### State

- Influenza-like illness (ILI) activity remains below baseline in Wisconsin.
- Influenza and RSV continued to circulate at low levels in Wisconsin.
- Emergency department, laboratory testing, hospitalization, and wastewater data all show that COVID-19 activity is decreasing but remains elevated.

### National

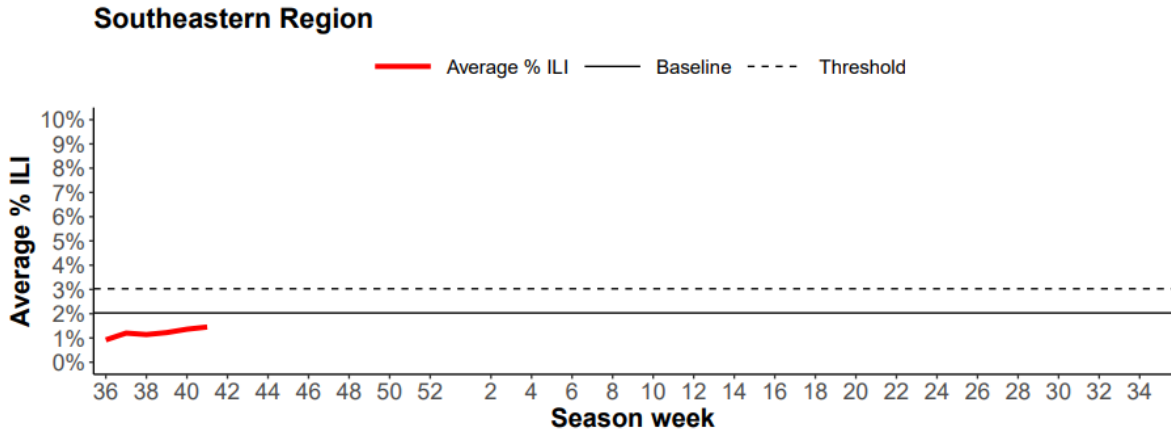
- Seasonal influenza activity remains low nationally. This week no jurisdictions experienced moderate or high activity. Wisconsin had minimal activity.
- 0 influenza-associated pediatric deaths occurred during this week.
- Influenza A(H1N1)pdm09 and A(H3N2) were all co-circulating this week.

### CDC Pediatric Data (Since Week 40)

2024-25 To Date: Total Deaths	2023-24 To Date: Total Deaths	Pediatric Deaths This Week	Notes on Deaths
0	201	0	No influenza-associated pediatric deaths occurring during the 2024-2025 season have been reported to CDC.

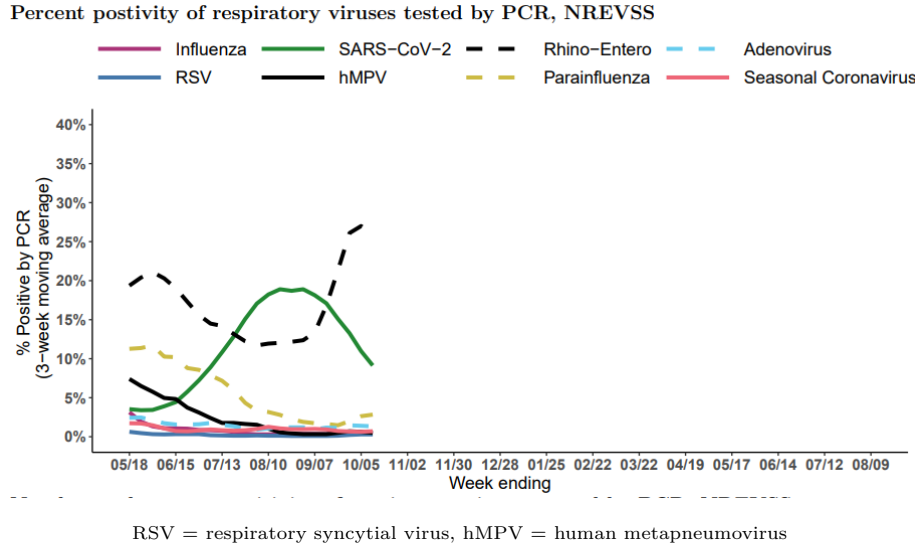
## Statewide and Regional Influenza Activity

Influenza-like illness levels were below baseline statewide and below baseline in the southeastern region of the state.



Wisconsin Department of Health Services Respiratory Virus Surveillance Report, October 12, 2024

## Respiratory Virus Laboratory Surveillance

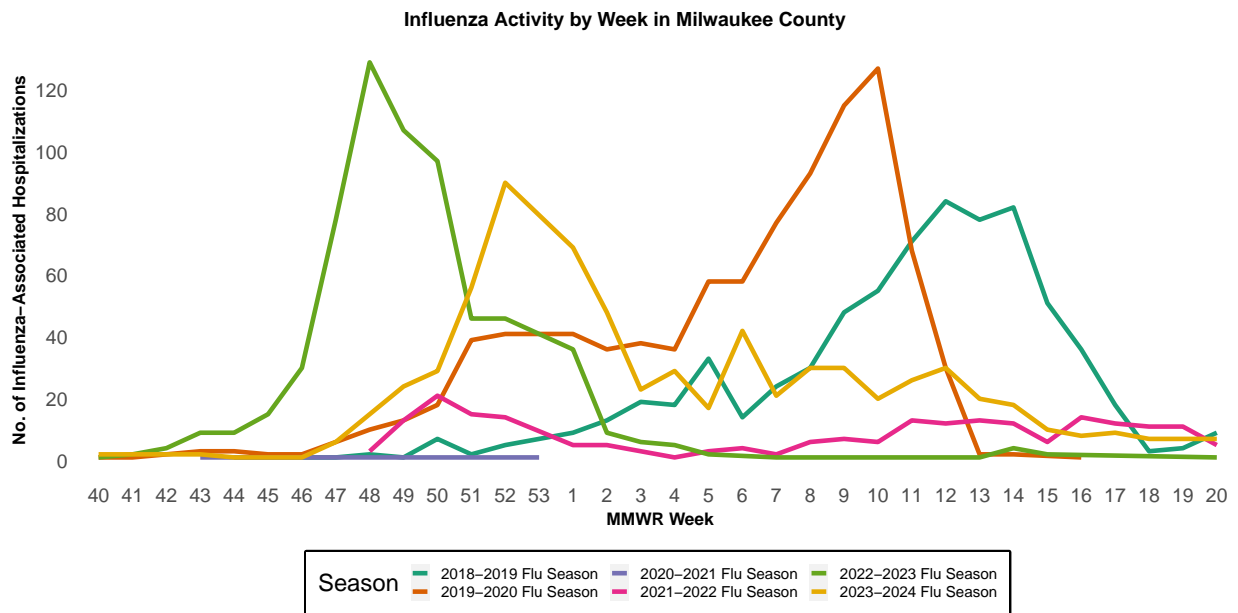


Wisconsin Department of Health Services Respiratory Virus Surveillance Report, October 12, 2024

## Milwaukee County Influenza Activity

From September 29, 2024 through October 12, 2024 there have been 0 reported influenza-associated hospitalizations in Milwaukee County.

### Milwaukee County Influenza-Associated Hospitalizations



\*Flu activity was unusually low in the 2020-2021 flu season, despite high levels of testing. COVID-19 mitigation measures such as wearing face masks, social distancing, staying home, and school closures, in addition to flu vaccination, likely contributed to the low flu activity during this season.

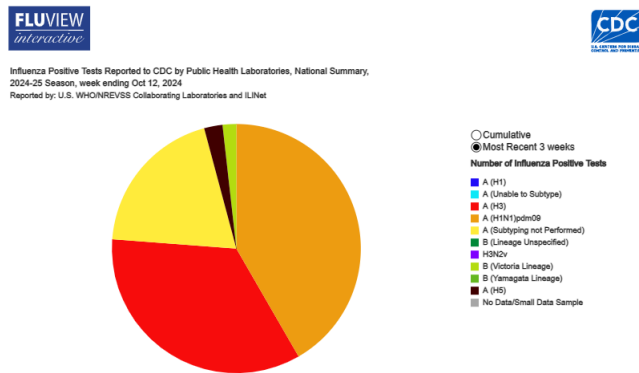
**Milwaukee County Influenza-Associated Hospitalizations by Age Group MMWR Week 40, 2024 through Week 41, 2024** *There were no influenza-associated hospitalizations in any age group in Milwaukee County during week 40.*

## Influenza Testing Data

### Public Health Laboratory Influenza Testing Data To-Date (Since Week 40)

Lab	Number Tested to date	Number Positive to date	Most Recent Week Percent Positive	Predominant A Subtype and Strain	Predominant B Strain	Predominant Type (A or B)
CDC	107,292	779	359/46,025 (0.8%)	H1N1(pdm09)	N/A	A
WSLH	-	-	16/6,548 (0.2%)	Unknown	Unknown	A
MHDL	11	0	0/6 (0%)	N/A	N/A	N/A

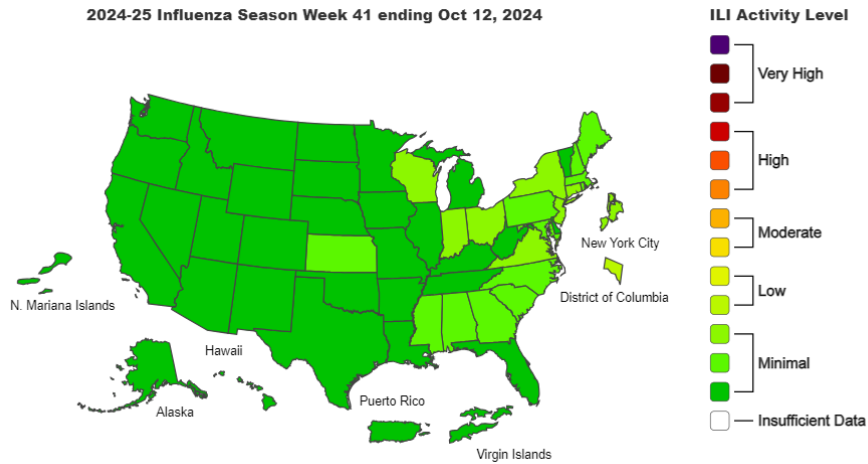
### National Influenza Testing Data, CDC FluView



<http://gis.cdc.gov/grasp/fluview/fluportaldashboard.html> accessed

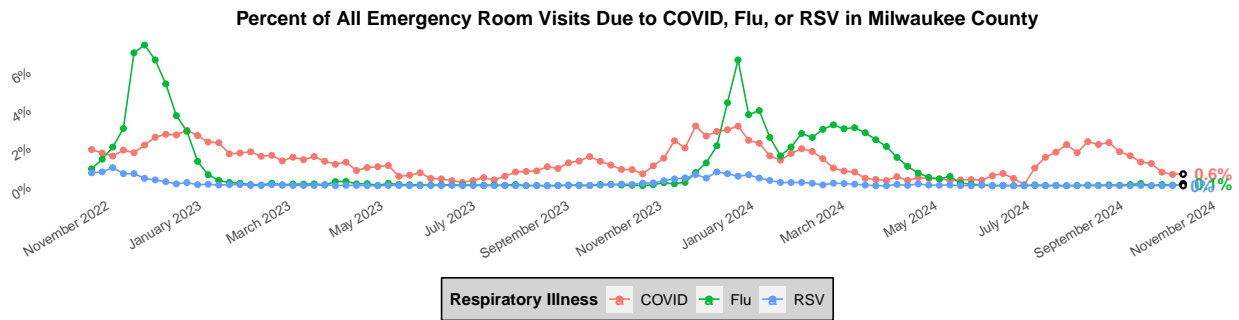
## National Influenza Activity

### Outpatient Respiratory Illness Activity Map, CDC FluView



<https://www.cdc.gov/flu/weekly/index.htm#MS2> accessed

## Respiratory Illness Emergency Department Visits in Milwaukee County



## Respiratory Illness Immunization Rates of Milwaukee County Residents, 2024-2025 Season

The Wisconsin Department of Health Services (DHS) Immunization Program has dashboards for statewide and county specific immunization rates for influenza vaccinations, COVID-19 vaccinations, and both infant and adult RSV vaccinations. Each immunization dashboard contains demographic data for people receiving vaccines.

To access these dashboards:

- COVID-19: <https://www.dhs.wisconsin.gov/immunization/covid-19-vaccine-data.htm>
- Influenza: <https://www.dhs.wisconsin.gov/immunization/influenza.htm>
- RSV: <https://www.dhs.wisconsin.gov/immunization/rsv-vaccine-data.htm>

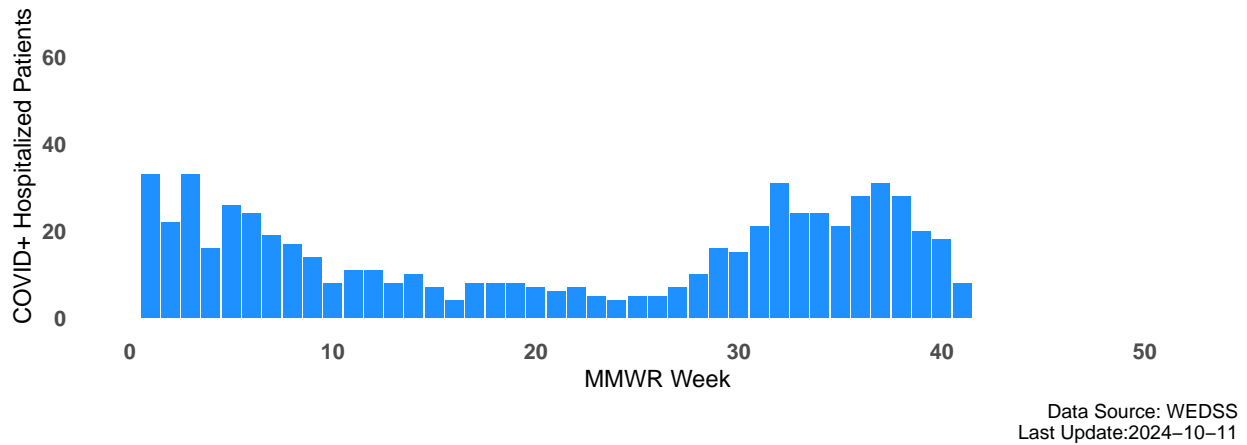
COVID-19 and RSV dashboards are updated weekly year-round and the influenza dashboard is updated weekly during the flu season.

**Influenza Vaccine Composition 2022-2023 Influenza Season** All standard-dose flu shots will be a trivalent formulation. The trivalent vaccines for use in the 2024-2025 influenza season contain the following:

- an A/Victoria/4897/2022 (H1N1)pdm09-like virus;
- an A/Thailand/8/2022 (H3N2)-like virus; and
- a B/Austria/1359417/2021 (B/Victoria lineage)-like virus

## COVID-19 Activity

### Hospitalized Patients that are COVID-19 Positive Timeline, Milwaukee County

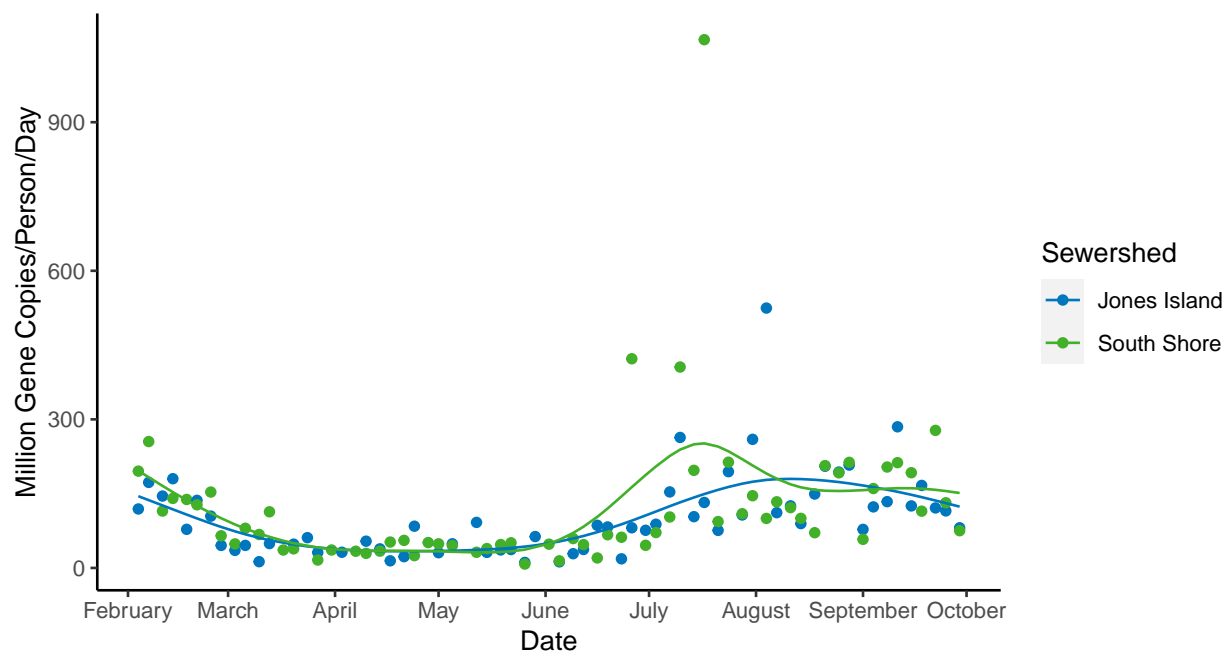


## Wastewater Disease Surveillance - Respiratory Illnesses

Wastewater disease surveillance is a powerful tool that detects illness before people start to show symptoms. MHD Laboratory does routine disease surveillance from wastewater samples at Milwaukee Metropolitan Sewerage Districts collection points, Jones Island and South Shore. Samples are taken twice weekly at each site. Wastewater disease surveillance can detect a wide variety of illnesses. At MHD, we test for COVID-19, influenza A, influenza B, and RSV respiratory pathogens.

When interpreting wastewater surveillance data, the trend is the most important indicator of disease level in the population. Each of the plots below include a spline that represents the trend of illnesses.

### COVID-19 Trends in Milwaukee Sewershed



**At this time, there have been no influenza A, influenza B, or RSV detections in either of Milwaukee's two sewersheds.** Once there are detection for influenza A, influenza B, or RSV, plots will be included to reflect detection level as is done with the COVID-19 Wastewater plot above.

**Have feedback on the Milwaukee Respiratory Illness Report?** Send an email with the subject line "User Feedback" to [SURVNET@milwaukee.gov](mailto:SURVNET@milwaukee.gov).