

# Milwaukee Respiratory Virus Surveillance Update

## MMWR Week 1, Ending January 4, 2025

### Contents

Respiratory Illnesses In the News . . . . .	2
Overview . . . . .	2
Statewide and Regional Influenza Activity . . . . .	3
Respiratory Virus Laboratory Surveillance . . . . .	3
Milwaukee County Influenza Activity . . . . .	4
Influenza Testing Data . . . . .	5
National Influenza Activity . . . . .	5
Respiratory Illness Emergency Department Visits in Milwaukee County . . . . .	6
Respiratory Illness Immunization Rates of Milwaukee County Residents, 2024-2025 Season . . . . .	6
COVID-19 Activity . . . . .	7
Wastewater Disease Surveillance - Respiratory Illnesses . . . . .	7

## Respiratory Illnesses In the News

Costco Brand Flu and Cold medicine is recalled: <https://wgntv.com/news/nexstar-media-wire/recall-issued-for-cold-and-flu-medicine-sold-at-some-costco-locations/>

Flu emergency room visits now “very high” nationwide, CDC says: <https://www.cbsnews.com/news/influenza-flu-season-emergency-room-visits-very-high/>

## Overview

### County

- There were 28 influenza-associated hospitalizations reported in Milwaukee County during the week ending on January 4, 2025. From September 29, 2024 through January 4, 2025, there have been 86 reported influenza-associated hospitalizations in Milwaukee County (58 City of Milwaukee residents).

### State

- Statewide influenza-like illness activity is high.
- COVID-19, influenza, and RSV activity are increasing based on emergency department, laboratory testing, and wastewater data.
- To read about our recent human case of highly pathogenic avian influenza A(H5N1) go to: [www.dhs.wisconsin.gov/outbreaks](http://www.dhs.wisconsin.gov/outbreaks).

### National

- Seasonal influenza remains elevated across most of the country. This week 5 jurisdiction experienced moderate influenza activity and 43 jurisdictions experienced high or very high activity.
- 6 influenza-associated pediatric deaths occurred during this week.
- Influenza A(H1N1)pdm09 and A(H3N2) were the predominant viruses this week.

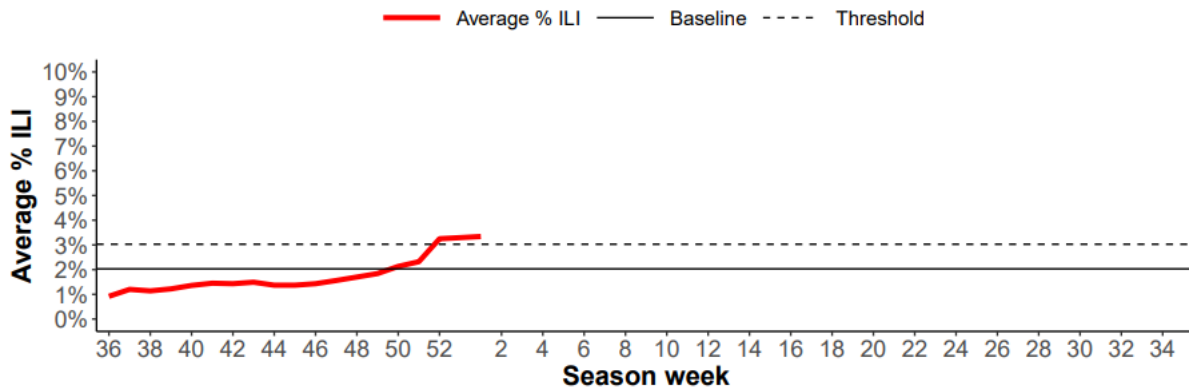
### CDC Pediatric Data (Since Week 40)

2024-25 To Date: Total Deaths	2023-24 To Date: Total Deaths	Pediatric Deaths This Week	Notes on Deaths
16	206	6	Six influenza-associated pediatric deaths were reported to CDC during Week 1. Five deaths occurred during the 2024-2025 season, bringing the total pediatric deaths for this season to 16. The deaths occurred during Week 52 of 2024 (the week ending December 28, 2024) and Week 1 of 2025 (the week ending January 4, 2025). Four of the deaths were associated with influenza A viruses that had subtyping performed; three were A(H1N1) viruses and one was an A(H3) virus. One death was associated with an influenza B virus with no lineage determined. One death occurring during the 2023-2024 season was also reported, which brings the total number of pediatric deaths for last season to 207. This death was associated with an influenza B virus with no lineage determined and occurred during Week 14 of 2024 (the week ending April 6, 2024).

## Statewide and Regional Influenza Activity

Influenza-like illness levels were above baseline statewide and above baseline in the southeastern region of the state.

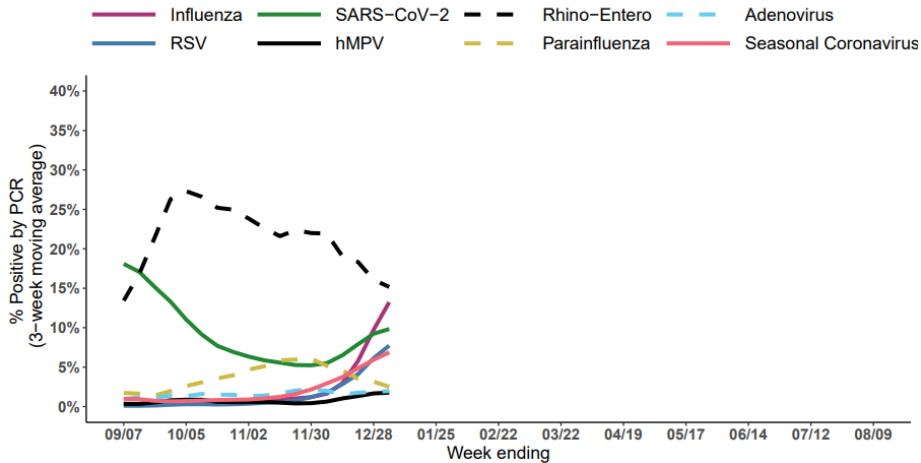
### Southeastern Region



Wisconsin Department of Health Services Respiratory Virus Surveillance Report, January 4, 2025

## Respiratory Virus Laboratory Surveillance

Percent positivity of respiratory viruses tested by PCR, NREVSS



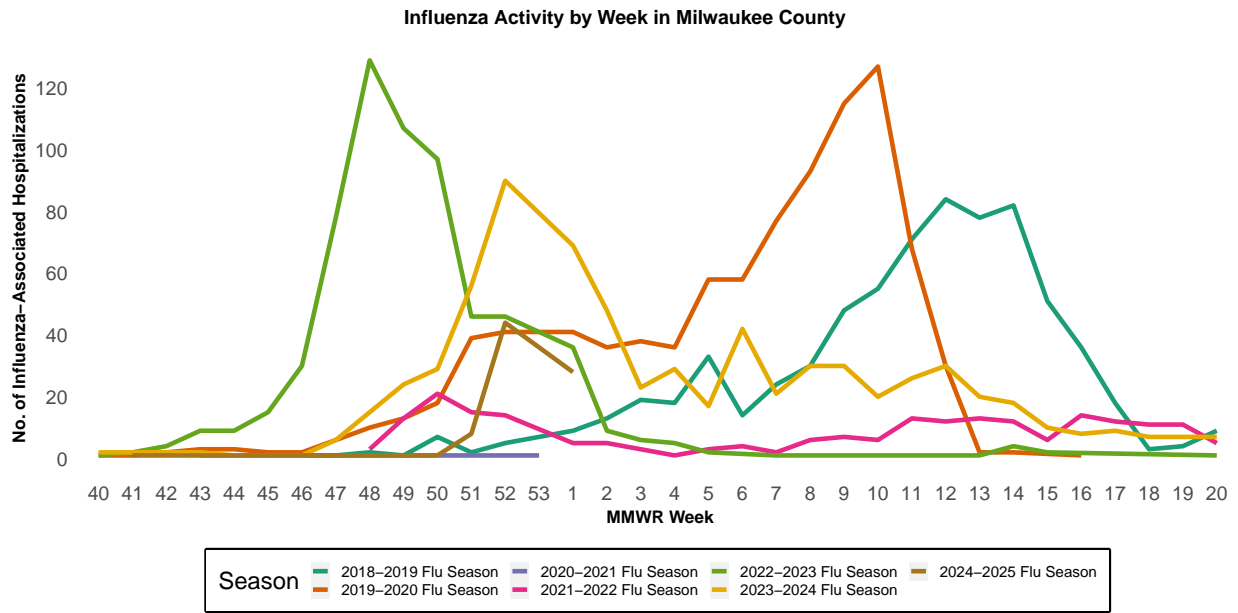
RSV = respiratory syncytial virus, hMPV = human metapneumovirus

Wisconsin Department of Health Services Respiratory Virus Surveillance Report, January 4, 2025

## Milwaukee County Influenza Activity

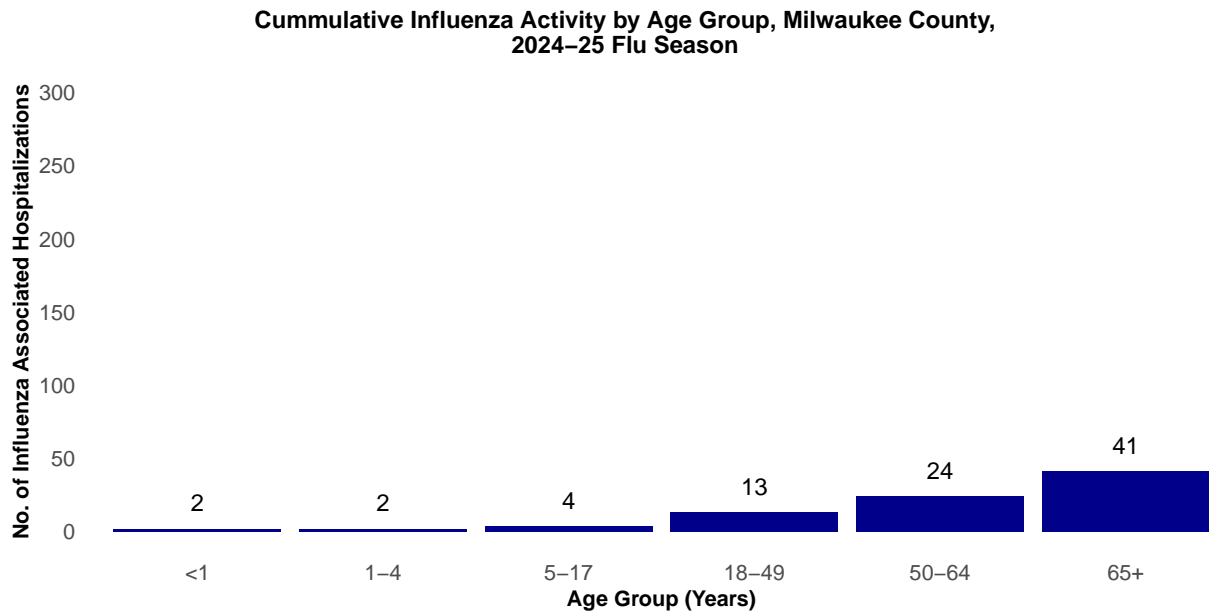
From September 29, 2024 through January 4, 2025 there have been 86 reported influenza-associated hospitalizations in Milwaukee County.

### Milwaukee County Influenza-Associated Hospitalizations



\*Flu activity was unusually low in the 2020-2021 flu season, despite high levels of testing. COVID-19 mitigation measures such as wearing face masks, social distancing, staying home, and school closures, in addition to flu vaccination, likely contributed to the low flu activity during this season.

### Milwaukee County Influenza-Associated Hospitalizations by Age Group MMWR Week 40, 2024 through Week 1, 2024

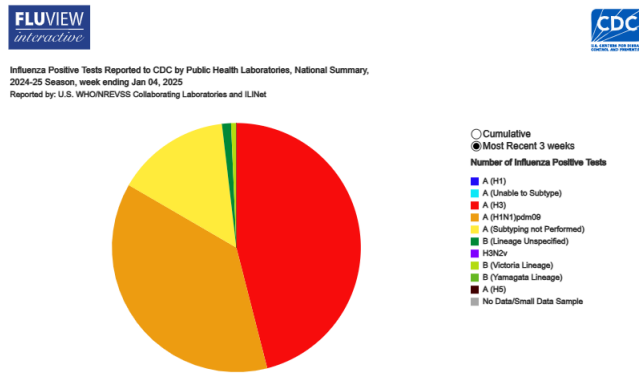


## Influenza Testing Data

### Public Health Laboratory Influenza Testing Data To-Date (Since Week 40)

Lab	Number Tested to date	Number Positive to date	Most Recent Week Percent Positive	Predominant A Subtype and Strain	Predominant B Strain	Predominant Type (A or B)
CDC	1,224,789	85,175	21,652/116,253 (18.6%)	H3N2	Victoria	A
WSLH	-	-	2,621/16,844 (15.6%)	Unknown	Unknown	A
MHDL	NA	NA	NA/NA (NA%)	N/A	N/A	A

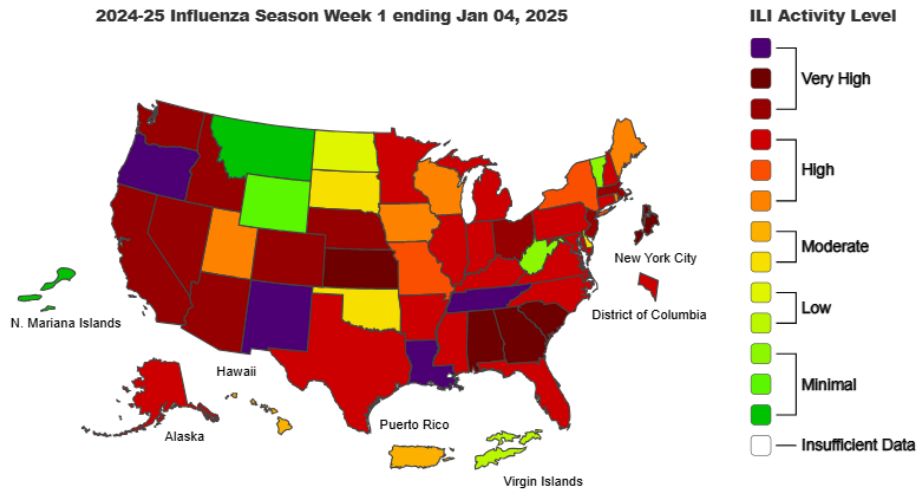
### National Influenza Testing Data, CDC FluView



<http://gis.cdc.gov/grasp/fluview/fluportaldashboard.html> accessed

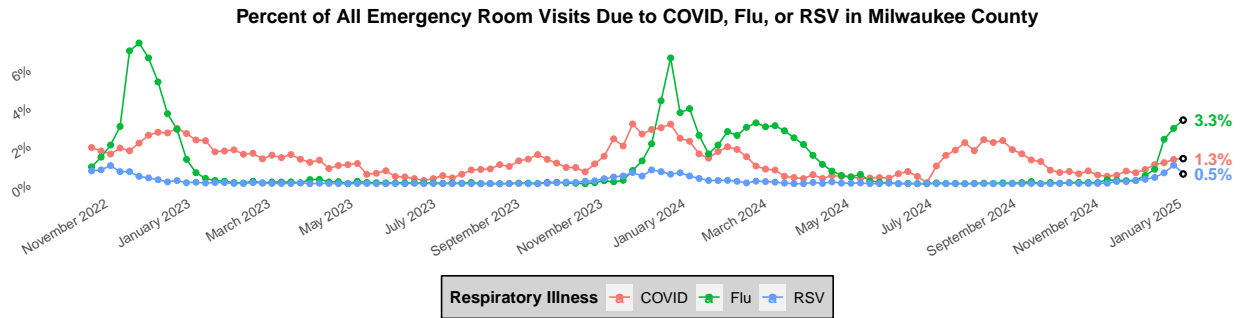
## National Influenza Activity

### Outpatient Respiratory Illness Activity Map, CDC FluView



<https://www.cdc.gov/flu/weekly/index.htm#MS2> accessed

## Respiratory Illness Emergency Department Visits in Milwaukee County



## Respiratory Illness Immunization Rates of Milwaukee County Residents, 2024-2025 Season

The Wisconsin Department of Health Services (DHS) Immunization Program has dashboards for statewide and county specific immunization rates for influenza vaccinations, COVID-19 vaccinations, and both infant and adult RSV vaccinations. Each immunization dashboard contains demographic data for people receiving vaccines.

To access these dashboards:

- COVID-19: <https://www.dhs.wisconsin.gov/immunization/covid-19-vaccine-data.htm>
- Influenza: <https://www.dhs.wisconsin.gov/immunization/influenza.htm>
- RSV: <https://www.dhs.wisconsin.gov/immunization/rsv-vaccine-data.htm>

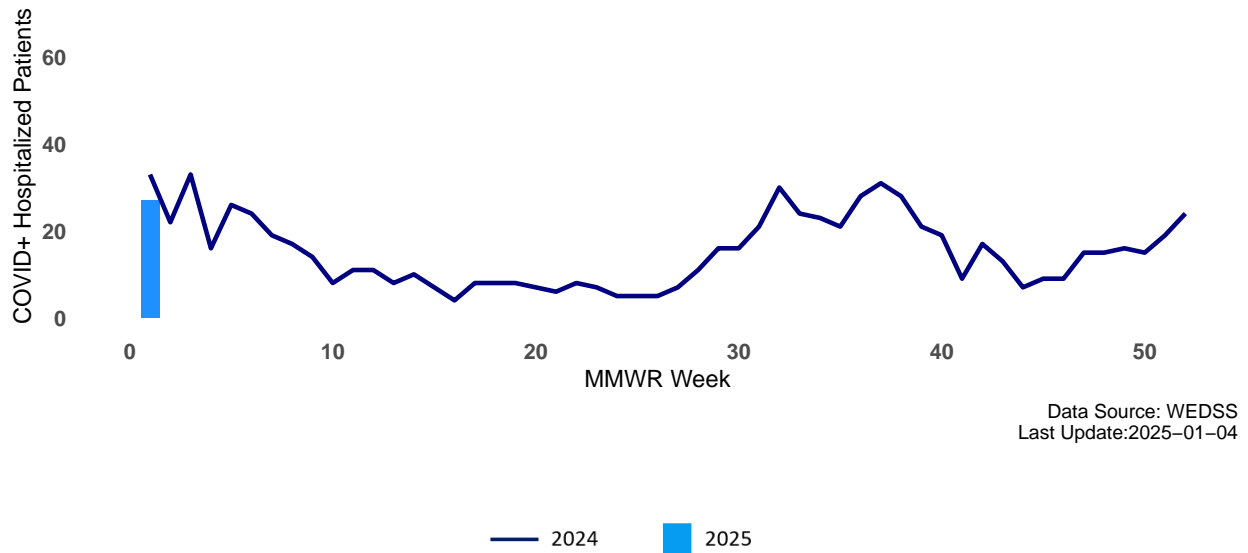
COVID-19 and RSV dashboards are updated weekly year-round and the influenza dashboard is updated weekly during the flu season.

**Influenza Vaccine Composition 2022-2023 Influenza Season** All standard-dose flu shots will be a trivalent formulation. The trivalent vaccines for use in the 2024-2025 influenza season contain the following:

- an A/Victoria/4897/2022 (H1N1)pdm09-like virus;
- an A/Thailand/8/2022 (H3N2)-like virus; and
- a B/Austria/1359417/2021 (B/Victoria lineage)-like virus

## COVID-19 Activity

### Hospitalized Patients that are COVID-19 Positive Timeline, Milwaukee County

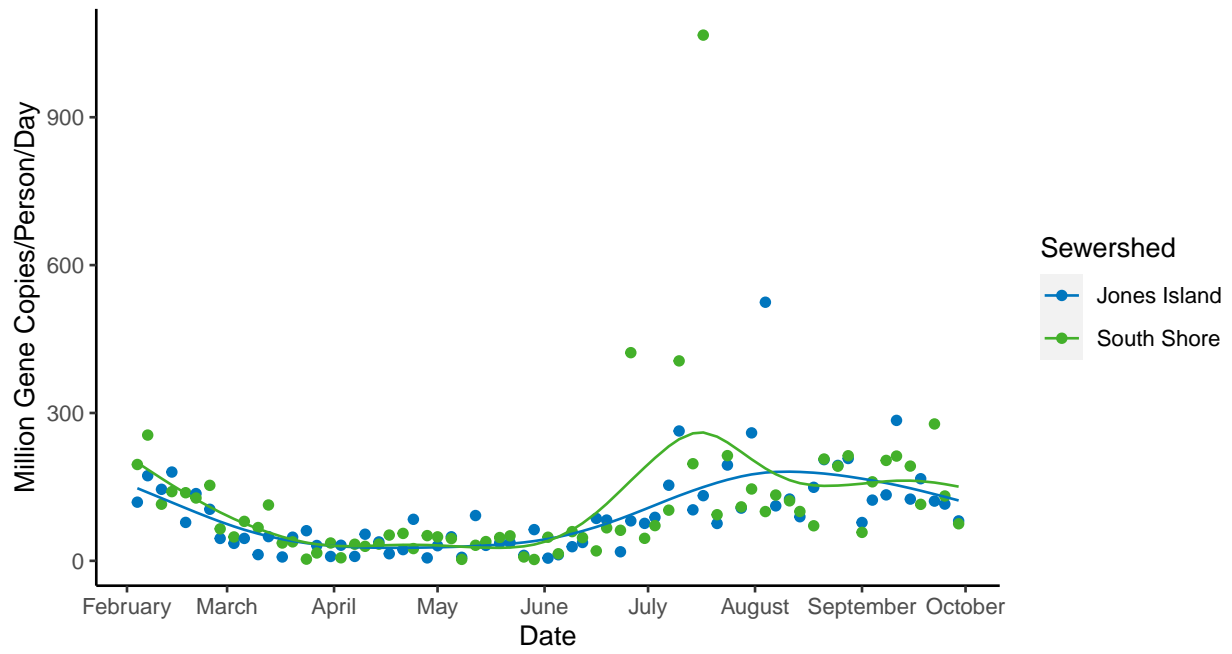


## Wastewater Disease Surveillance - Respiratory Illnesses

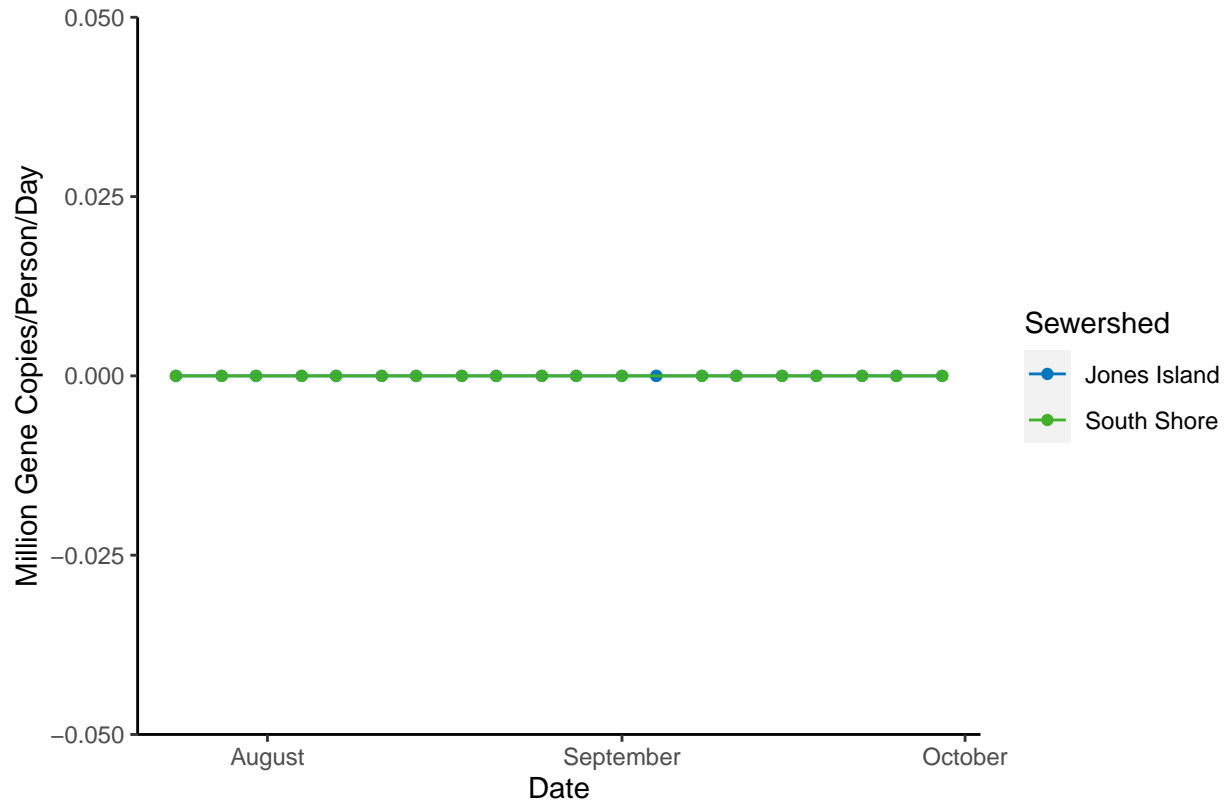
Wastewater disease surveillance is a powerful tool that detects illness before people start to show symptoms. MHD Laboratory does routine disease surveillance from wastewater samples at Milwaukee Metropolitan Sewerage Districts collection points, Jones Island and South Shore. Samples are taken twice weekly at each site. Wastewater disease surveillance can detect a wide variety of illnesses. At MHD, we test for COVID-19, influenza A, influenza B, and RSV respiratory pathogens.

When interpreting wastewater surveillance data, the trend is the most important indicator of disease level in the population. Each of the plots below include a spline that represents the trend of illnesses.

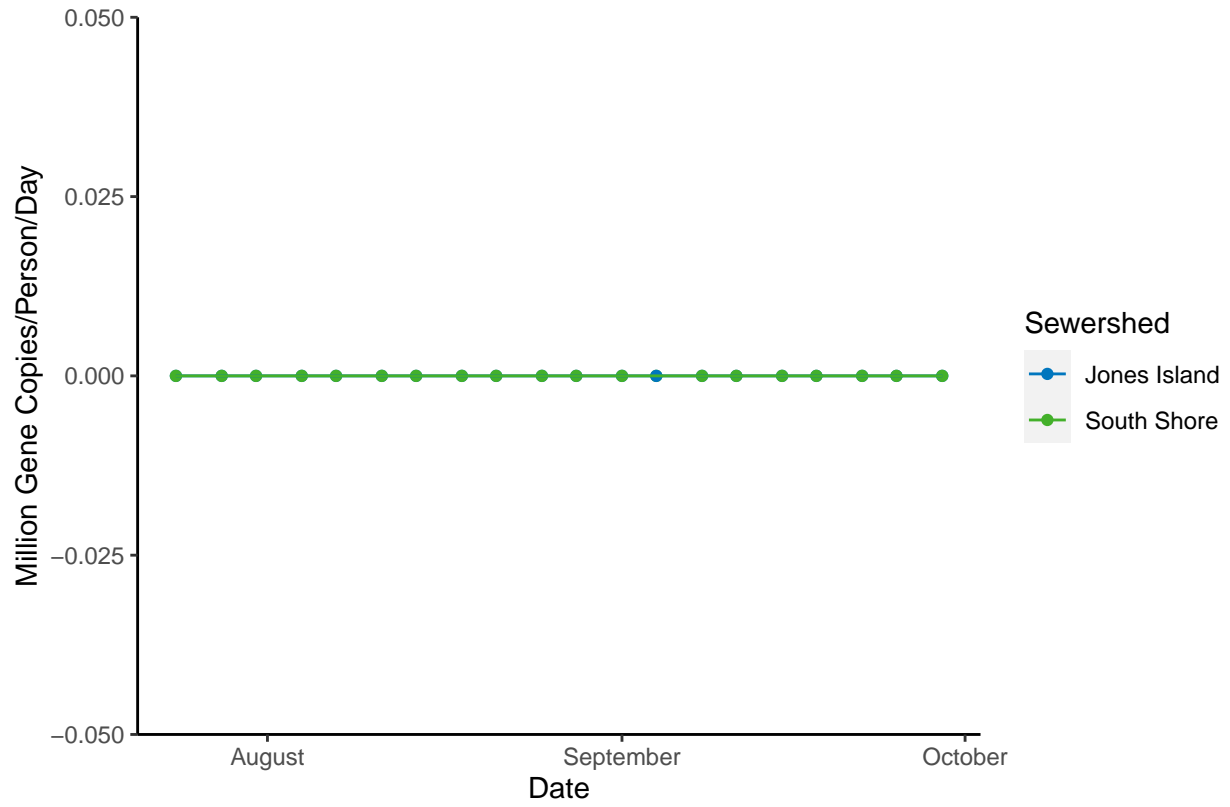
### COVID-19 Trends in Milwaukee Sewershed



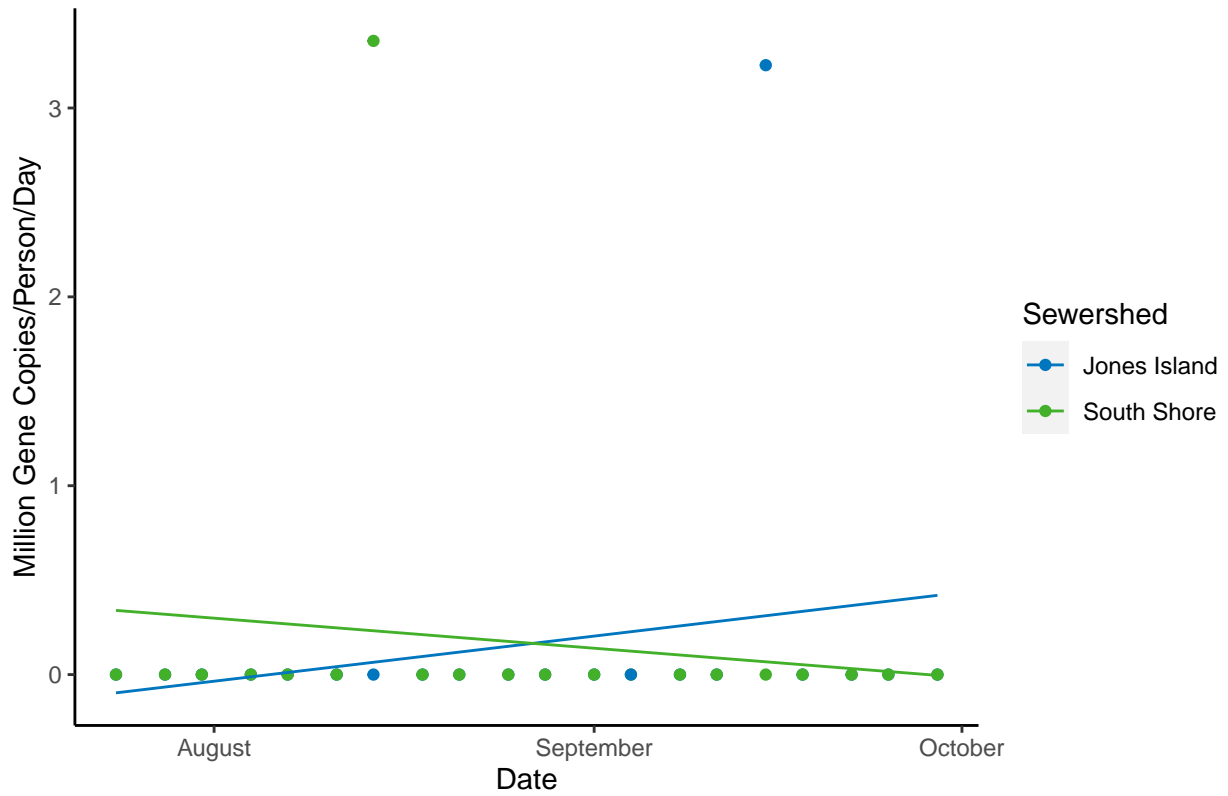
### Flu A Trends in Milwaukee Sewershed



### Flu B Trends in Milwaukee Sewershed



## RSV Trends in Milwaukee Sewershed



To see more interactive wastewater surveillance data, visit the MHD respiratory illness dashboard at <https://milwaukee.gov/wastewater>.

**Have feedback on the Milwaukee Respiratory Illness Report?** Send an email with the subject line "User Feedback" to [SURVNET@milwaukee.gov](mailto:SURVNET@milwaukee.gov).