

Moving Milwaukee Forward

Gating Criteria for Phased Implementation

Overview: The City of Milwaukee Health Department will modify and revise public health orders in phases, with each phase providing increased capacity for residents and businesses to return to normal. The Health Department and City leaders will regularly review key indicators to decide if COVID-19 has been controlled enough to move to the next phase.

Criteria are available and updated on the [City of Milwaukee Covid-19 Dashboard](#). The City's Gating Criteria builds upon the Badger Bounce Back program and guidelines from the Centers for Disease Control's [Guidelines for Opening Up America Again](#).

Our progress as a city in containing Covid-19 and returning to "normal" depends on all of us to work together and do our part to meet these criteria.

Gating Criteria: Gating Criteria will be updated daily and assessed together every 7 days. If the levels meet predetermined targets, the Mayor and Commissioner of Health will assess the ability to move to the next phase as defined in the Moving Milwaukee Forward plan.




The following measures are the Gating Criteria:


- **Cases:** Percent positive COVID cases and ongoing decrease in positive tests
- **Testing:** Testing of Milwaukee residents with COVID-19 symptoms, 2,000 tests per day
- **Care:** Percentage of patients in hospitals with Covid-19
- **Safety:** Adequate PPE available for healthcare personnel, long-term care facilities, and first responders. This includes masks, gowns, and gloves
- **Tracing:** Ability to count, trace, and monitor COVID-19 cases and outbreaks within goals

Proceed between phases by assessment of key indicators every two weeks – first assessment on May 28



Criteria will be assessed every 7 days

-  If all Gating Criteria are at least **yellow** after 14 days, move to next phase.
-  If any Gating Criteria turns **red** during a Phase, continue to reassess every 7 days.
-  When moving from Phase 4 to Phase 5, all Gating Criteria must be **green**.






-  In Phase 5, if Gating Criteria have changed to **yellow or red** during a phase, move back to Phase 4.

Continue to reassess every 7 days until widespread protections are available, i.e. vaccine.

City of Milwaukee – Covid-19 Gating Criteria


Key Performance Metrics - Updated Every Thursday

Last Updated: January 21

<p>CASES</p>	<p>Key Metric: Trend in percent positive COVID+ PCR Tests* Green: 14 day significantly negative trend or percent positive 5% or less for 14 days Yellow: No significant trend Red: 14 day significantly positive trend</p>	<p>Details: Positive or negative trend will be based on linear regression with statistical significance set at an industry standard of $p < 0.05$. The measure omits the last four days of data, due to tests taking approximately four days to be accurately reflected by the system. As data fluctuates day to day, linear regression provides a reliable indicator on true trends. Fluctuations in testing patterns, such as ratios of symptomatic to asymptomatic individuals being tested, may lead to slight artificial changes in percent positive cases. <i>More info at City of Milwaukee Metrics and Data Dashboard.</i></p>	
<p>TESTING</p>	<p>Key Metric: Number of tests performed and percent positive for tests Green: 2,000 tests per day OR <5% positive for 5 days Yellow: 1,200-2,000 tests per day AND 5-10% positive for 5 days Red: <1,200 tests per day OR >10% positive for 5 days</p>	<p>Details: Based on absolute number of tests, as well as percent positive tests, to account for potential decreased testing needs with lower percent positive cases. Number of tests performed and percent positive both based on 5 consecutive days. The number of tests is averaged for the 5 day period to account for standard drops in testing over the weekend and external events that influence the number of tests. The measure omits the last 4 days of data, due to test results taking approximately 4 days to be accurately reflected by the system. <i>More info at City of Milwaukee Metrics and Data Dashboard.</i></p>	
<p>CARE</p>	<p>Key Metric: Percentage of COVID+ hospitals beds Green: <10% of hospital patients are COVID+ Yellow: 10-20% of hospital patients are COVID+ Red: >20% of hospital patients are COVID+</p>	<p>Details: Crisis standards of care is characterized by the Institute of Medicine as “extreme operating conditions” that may be indicated by the questions: (a) The facility is damaged/unsafe or non-patient care areas are being used by the facility for patient care, (b) Trained staff are unavailable or unable to adequately care for the volume of patients even with extension techniques, (c) Critical supplies are lacking, resulting in reallocation of life sustaining resources and/or extreme operating conditions. COVID+ hospital beds is based on total hospitalized COVID-19 patients divided by the sum of total occupied floor beds and ICU beds - rolling past 7-day averages used. This gating criteria metric is based on Milwaukee County Metrics and Data. <i>More info at Milwaukee County Metrics and Data Dashboard.</i></p>	
<p>SAFETY</p>	<p>Key Metric: Hospital systems reaching PPE goals* Green: 29+ days of all PPE supply for majority of hospitals Yellow: 8-28 days of all PPE supply for majority of hospitals Red: 0-7 days of all PPE supply for majority of hospitals</p>	<p>Details: Three out of five major health systems must be in range for all types of PPE to meet criteria. This measure is temporary and will be replaced in the near future with a more inclusive metric to reflect more broad PPE availability. This gating criteria metric is based on Milwaukee County Metrics and Data. <i>More info at Milwaukee County Metrics and Data Dashboard.</i></p>	
<p>TRACING</p>	<p>Key Metric: Percentage of COVID+ cases worked by the Milwaukee Health Department that are successfully contacted within 2 days after assignment Green: 95%-100% of COVID+ residents are successfully reached within 2 days Yellow: 50-95% of COVID+ residents are successfully reached within 2 days Red: <50% of COVID+ residents are successfully reached within 2 days</p>	<p>Details: Based on the percent of city of Milwaukee residents who test COVID+ and are assigned to the Milwaukee Health Department for follow-up that are successfully reached within 2 days after assignment. This metric will be based on a 7-day period in order to reflect the rapid changes and growth that our contact tracing efforts are currently experiencing. This measure omits the past 4 days of data, due to delays in reporting and documentation. <i>More info at City of Milwaukee Metrics and Data Dashboard.</i></p>	

 **Green** = Excellent

 **Yellow** = Proceed with caution

 **Red** = Measure is concern

*Note these metrics are preliminary and may be improved based on practices for the city of Milwaukee