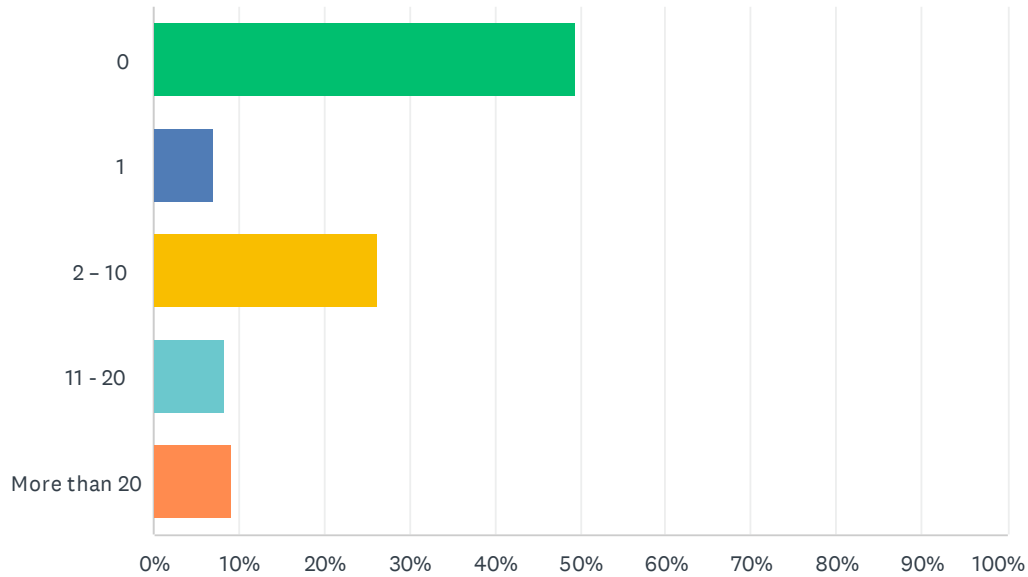


Q1 How many dockless scooter trips have you taken in Milwaukee in 2021?

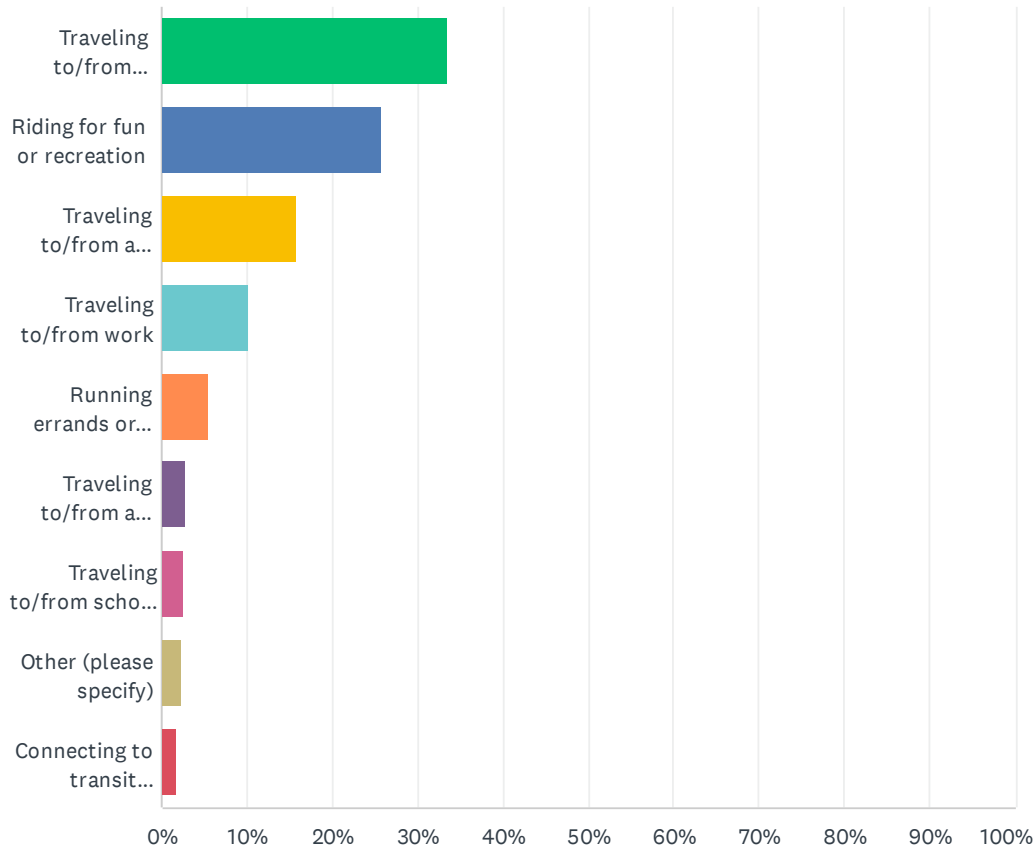
Answered: 5,415 Skipped: 5



ANSWER CHOICES	RESPONSES	
0	49.36%	2,673
1	6.94%	376
2 - 10	26.17%	1,417
11 - 20	8.31%	450
More than 20	9.22%	499
TOTAL		5,415

Q2 What is the most frequent reason you've ridden a dockless scooter?

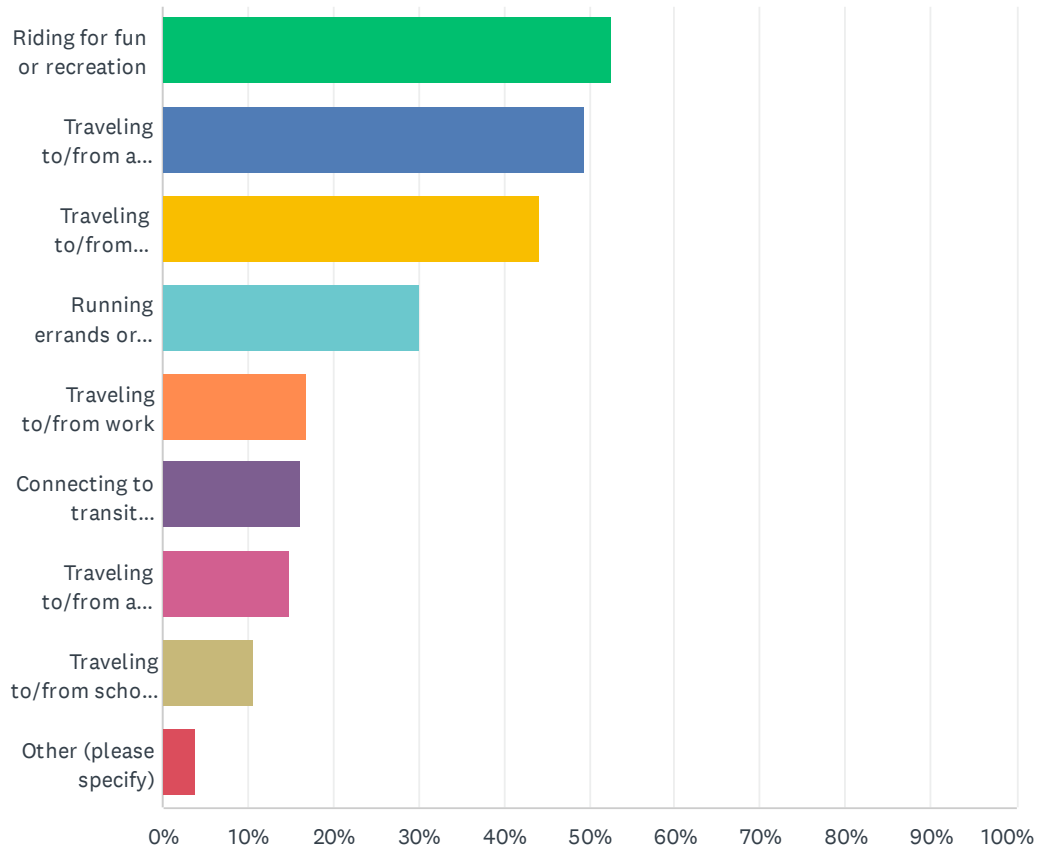
Answered: 2,629 Skipped: 2,791



ANSWER CHOICES	RESPONSES	
Traveling to/from entertainment or event	33.47%	880
Riding for fun or recreation	25.71%	676
Traveling to/from a restaurant	15.71%	413
Traveling to/from work	10.23%	269
Running errands or shopping	5.44%	143
Traveling to/from a work-related meeting or appointment	2.85%	75
Traveling to/from school or campus	2.47%	65
Other (please specify)	2.32%	61
Connecting to transit (bus/streetcar)	1.79%	47
TOTAL		2,629

Q3 Other than your most frequent reason for riding a dockless scooter, why else have you ridden a dockless scooter? Select all that apply.

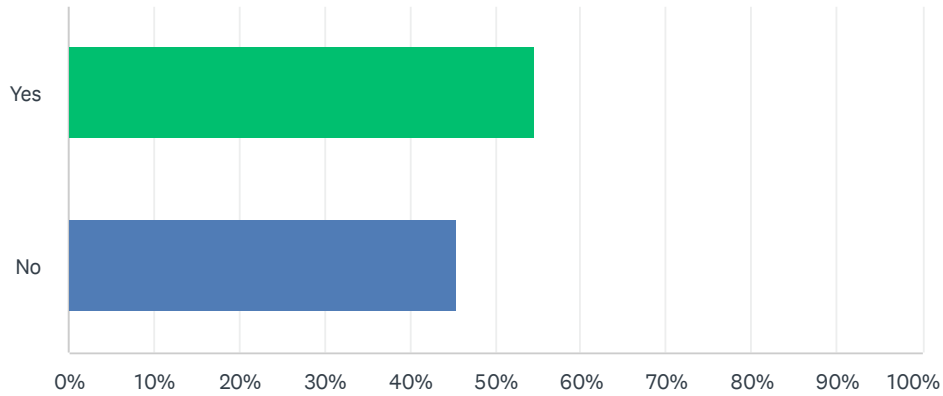
Answered: 2,468 Skipped: 2,952



ANSWER CHOICES	RESPONSES	
Riding for fun or recreation	52.71%	1,301
Traveling to/from a restaurant	49.43%	1,220
Traveling to/from entertainment or event	44.21%	1,091
Running errands or shopping	30.02%	741
Traveling to/from work	16.77%	414
Connecting to transit (bus/streetcar)	16.21%	400
Traveling to/from a work-related meeting or appointment	14.99%	370
Traveling to/from school or campus	10.66%	263
Other (please specify)	3.85%	95
Total Respondents: 2,468		

Q4 Think about your last dockless scooter trip in Milwaukee. If a dockless scooter hadn't been available, would you have taken the trip?

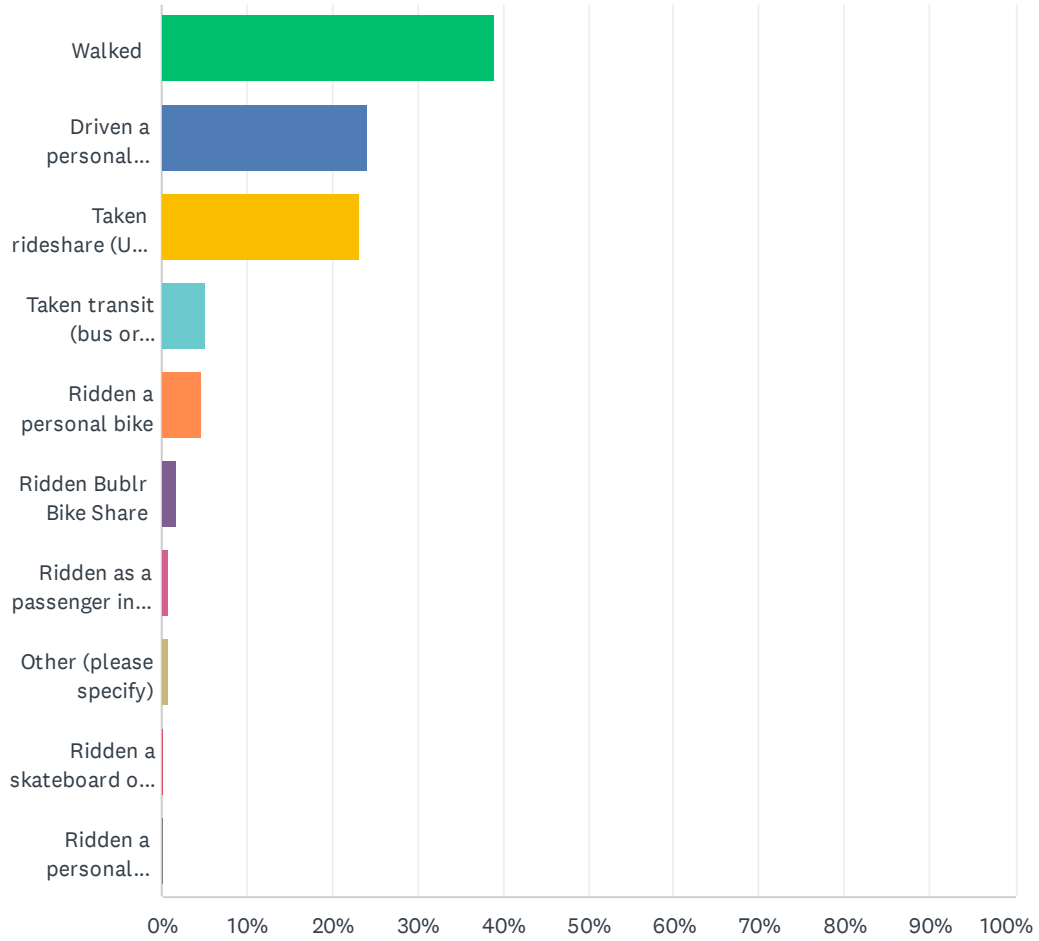
Answered: 2,621 Skipped: 2,799



ANSWER CHOICES	RESPONSES	
Yes	54.48%	1,428
No	45.52%	1,193
TOTAL		2,621

Q5 Think about your last dockless scooter trip in Milwaukee. If you hadn't taken a dockless scooter, how would you have traveled?

Answered: 1,424 Skipped: 3,996

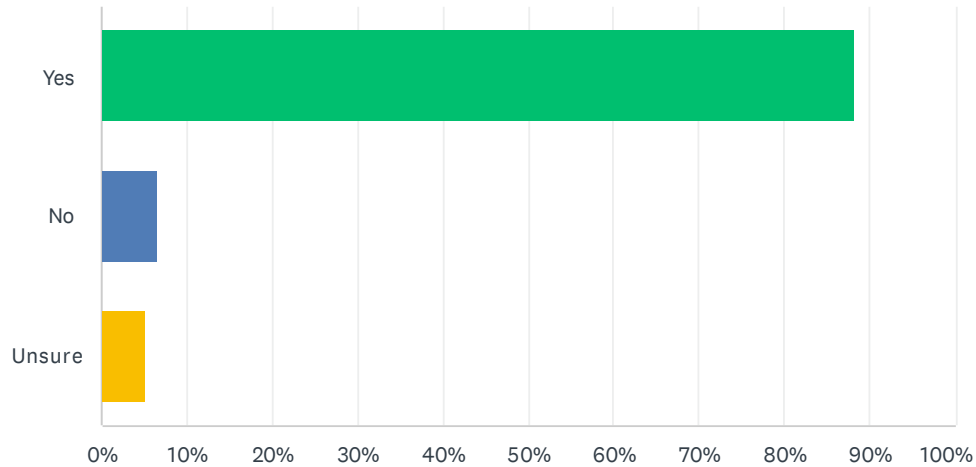


City of Milwaukee 2021 Dockless Scooter Pilot Study Public Survey

ANSWER CHOICES	RESPONSES	
Walked	39.04%	556
Driven a personal vehicle	24.16%	344
Taken rideshare (Uber or Lyft) or taxi	23.17%	330
Taken transit (bus or streetcar)	5.13%	73
Ridden a personal bike	4.63%	66
Ridden BublR Bike Share	1.69%	24
Ridden as a passenger in a personal vehicle	0.84%	12
Other (please specify)	0.84%	12
Ridden a skateboard or longboard	0.28%	4
Ridden a personal electric scooter	0.21%	3
TOTAL		1,424

Q6 Before riding a dockless scooter, did you have enough information to ride it safely?

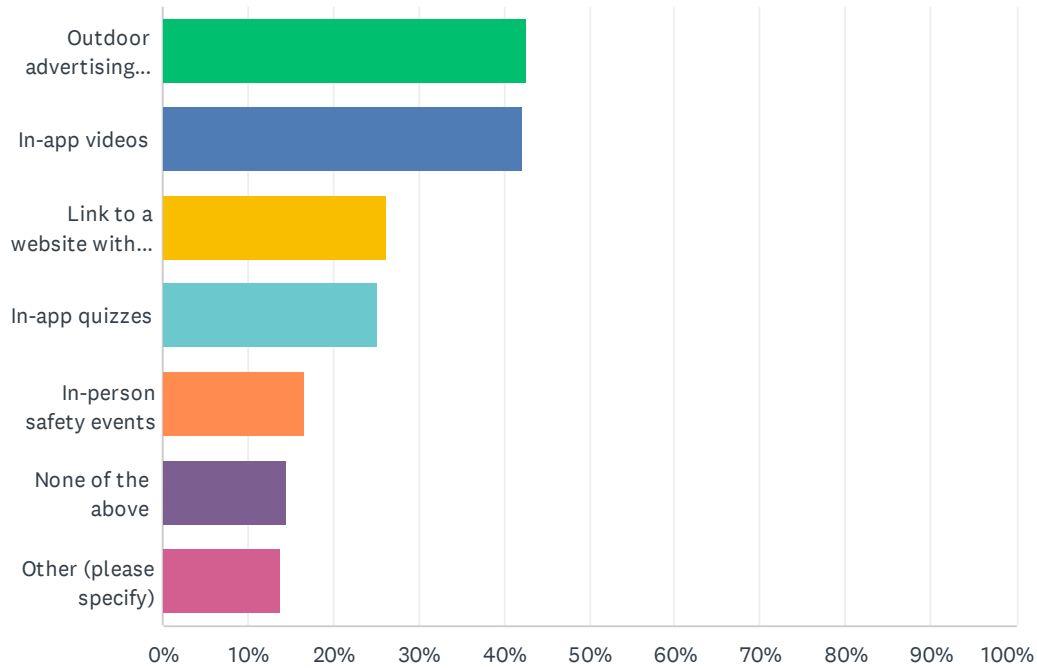
Answered: 2,606 Skipped: 2,814



ANSWER CHOICES	RESPONSES	
Yes	88.30%	2,301
No	6.52%	170
Unsure	5.18%	135
TOTAL		2,606

Q7 What types of information would have helped you to understand how to ride a dockless scooter safely? Select all that apply.

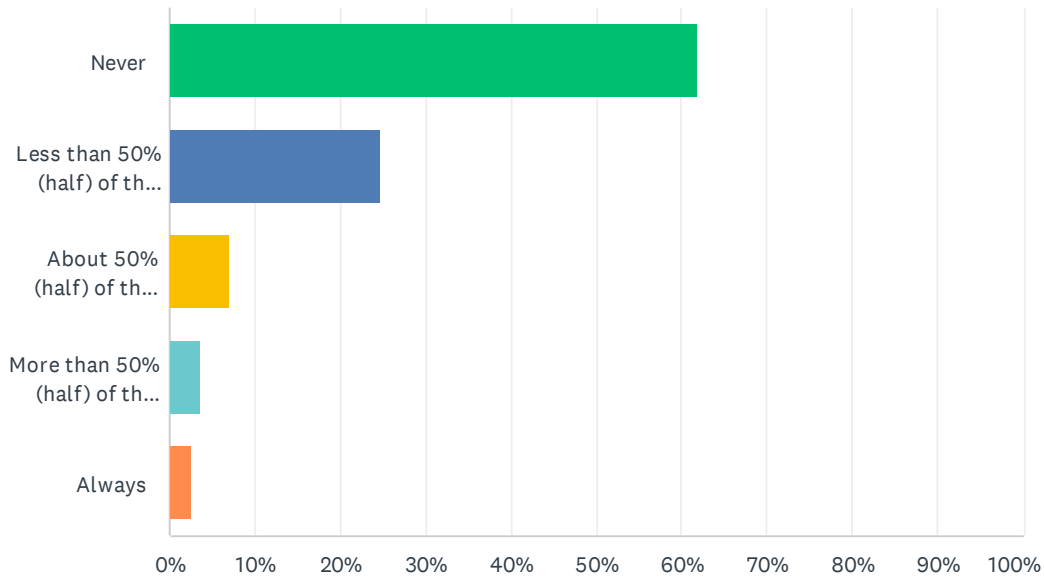
Answered: 305 Skipped: 5,115



ANSWER CHOICES	RESPONSES	
Outdoor advertising with safety tips	42.62%	130
In-app videos	42.30%	129
Link to a website with videos	26.23%	80
In-app quizzes	25.25%	77
In-person safety events	16.72%	51
None of the above	14.43%	44
Other (please specify)	13.77%	42
Total Respondents: 305		

Q8 Think about all the rides you have taken on dockless scooters in Milwaukee in 2021. How frequently did you ride on the sidewalk, other than at the beginning or end of your ride?

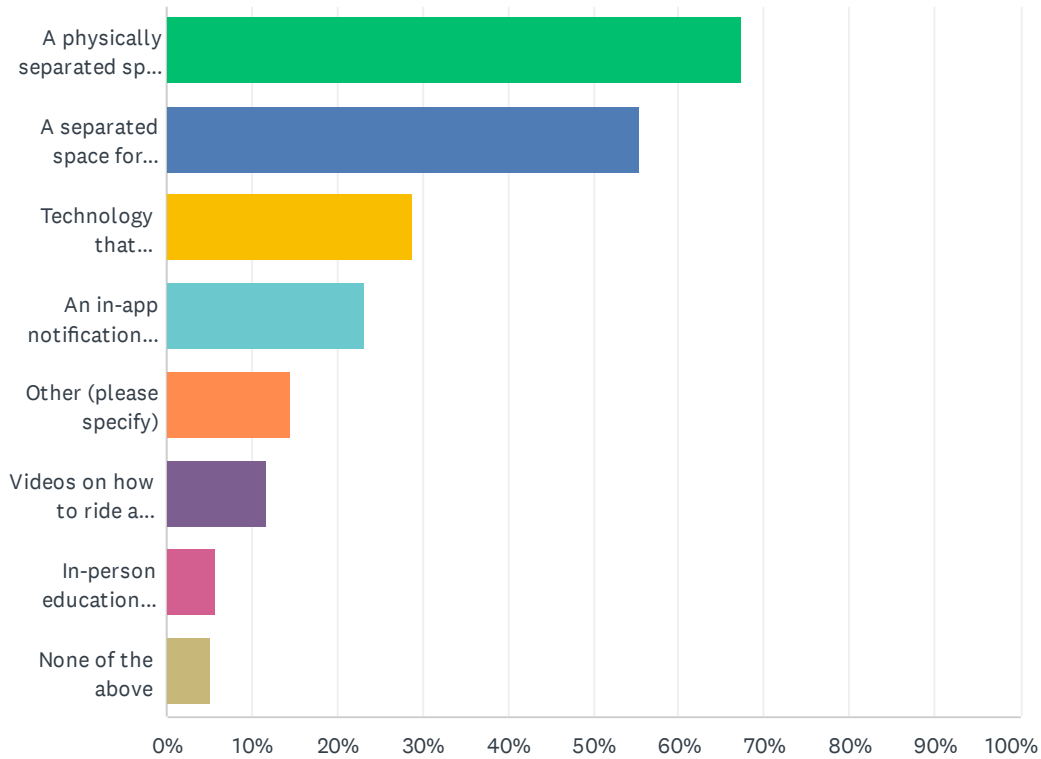
Answered: 2,590 Skipped: 2,830



ANSWER CHOICES	RESPONSES	
Never	61.81%	1,601
Less than 50% (half) of the time	24.75%	641
About 50% (half) of the time	7.14%	185
More than 50% (half) of the time	3.71%	96
Always	2.59%	67
TOTAL		2,590

Q9 What would encourage you to ride a dockless scooter in the street? Select all that apply.

Answered: 966 Skipped: 4,454



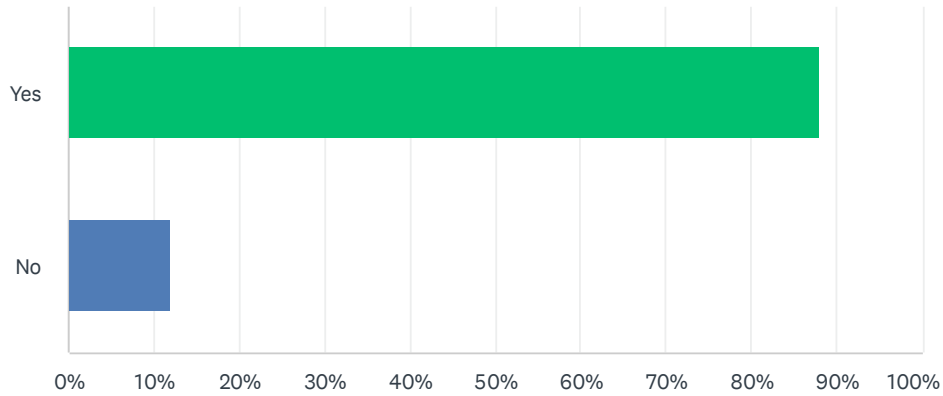
ANSWER CHOICES	RESPONSES	
A physically separated space for dockless scooters in the street, such as a protected bike lane	67.39%	651
A separated space for dockless scooters in the street that is not physically separated, such as a painted bike lane	55.49%	536
Technology that automatically drops the scooter speed to 5 MPH when ridden on a sidewalk	28.78%	278
An in-app notification that sidewalk riding is illegal	23.29%	225
Other (please specify)	14.49%	140
Videos on how to ride a dockless scooter safely in the street	11.70%	113
In-person education events on how to ride a dockless scooter safely in the street	5.80%	56
None of the above	5.18%	50
Total Respondents: 966		

Q10 If you answered "none of the above" to the previous question, please state why.

Answered: 34 Skipped: 5,386

Q11 Did you know that riding an electric scooter on the sidewalk is illegal in Milwaukee?

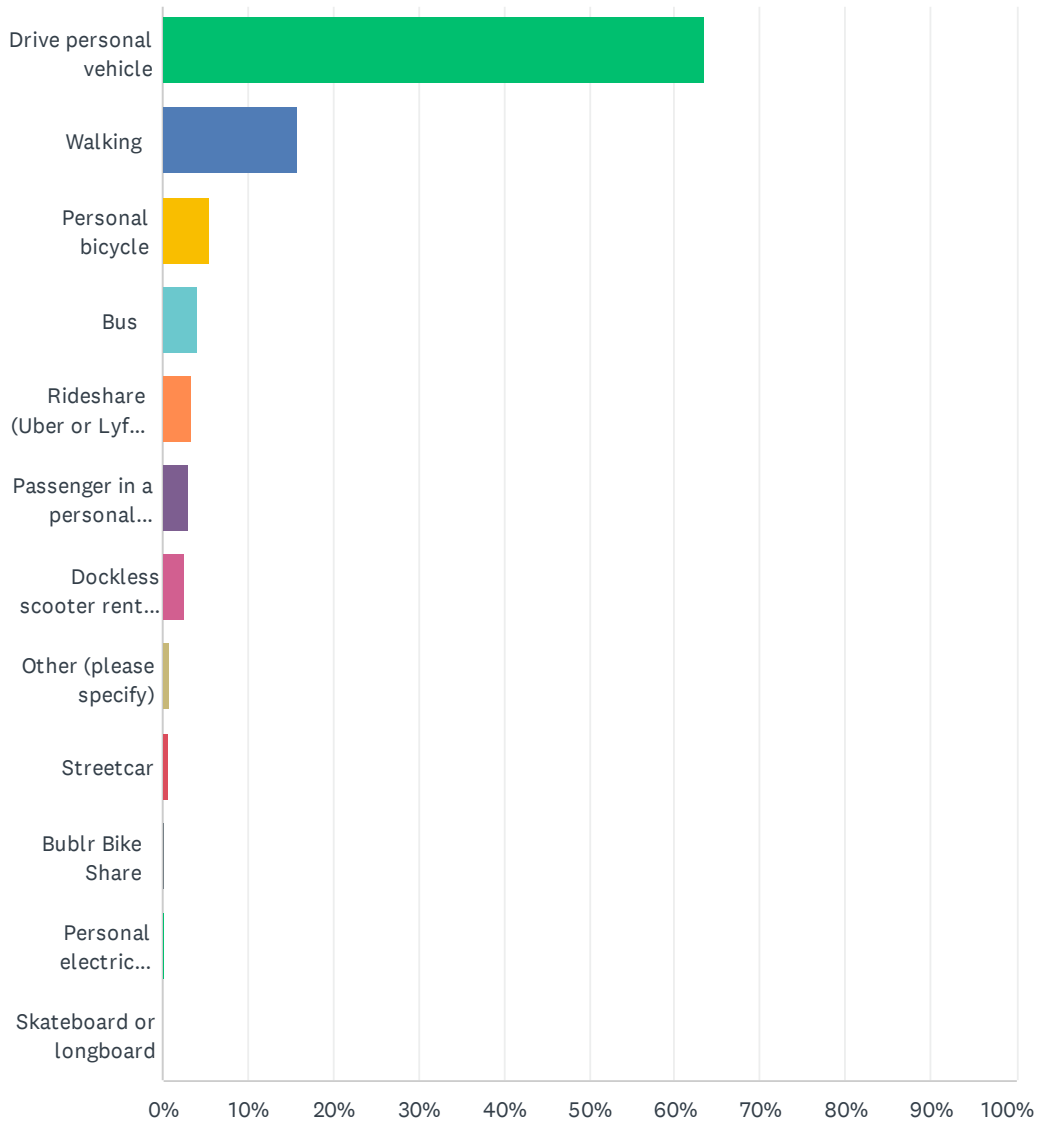
Answered: 4,587 Skipped: 833



ANSWER CHOICES	RESPONSES	
Yes	88.12%	4,042
No	11.88%	545
TOTAL		4,587

Q12 What type of transportation do you use most often when traveling around Milwaukee?

Answered: 4,587 Skipped: 833

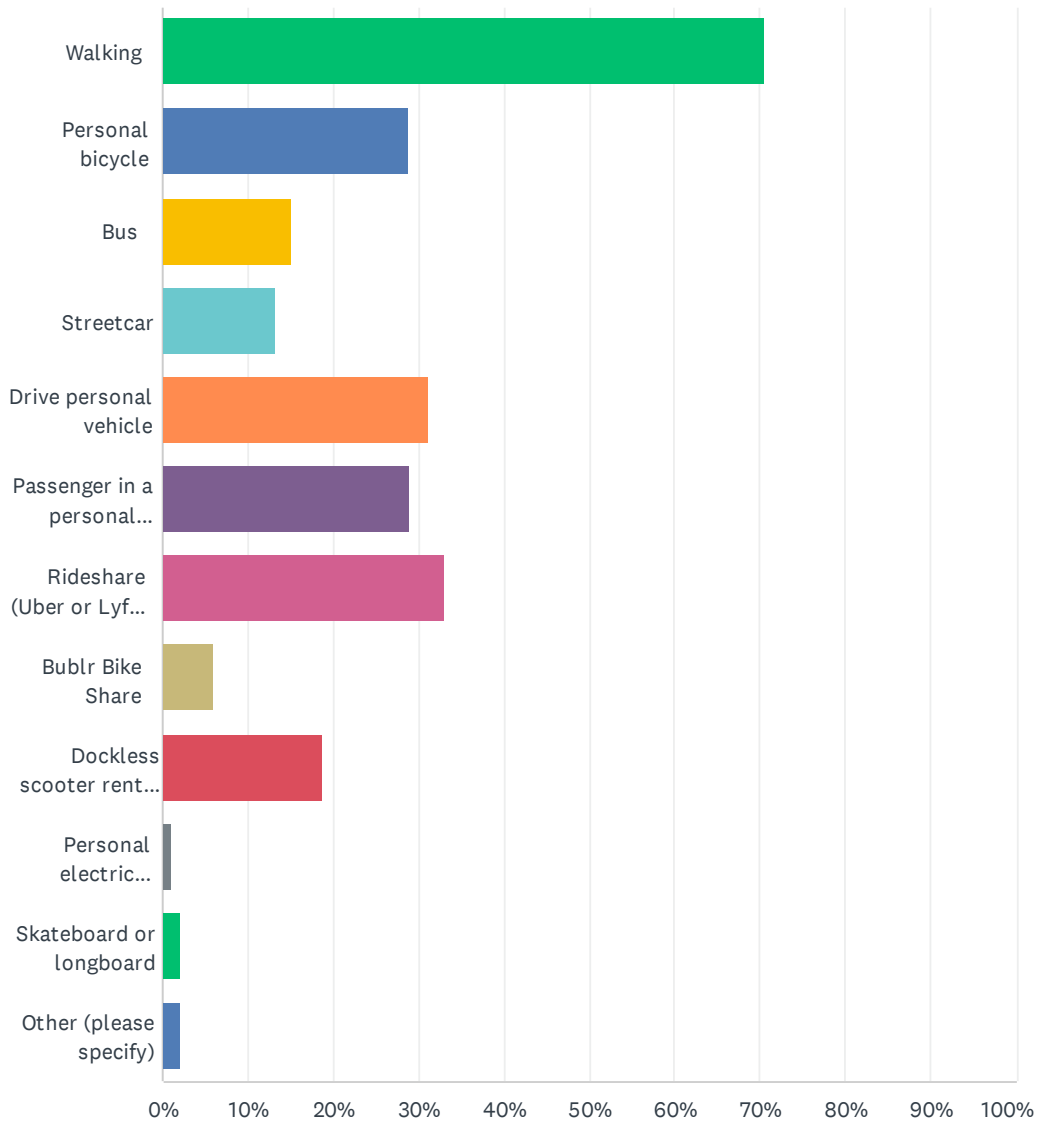


City of Milwaukee 2021 Dockless Scooter Pilot Study Public Survey

ANSWER CHOICES	RESPONSES	
Drive personal vehicle	63.46%	2,911
Walking	15.83%	726
Personal bicycle	5.62%	258
Bus	4.05%	186
Rideshare (Uber or Lyft) or taxi	3.44%	158
Passenger in a personal vehicle	2.94%	135
Dockless scooter rented through Bird, Lime, or Spin	2.57%	118
Other (please specify)	0.96%	44
Streetcar	0.65%	30
Bublr Bike Share	0.24%	11
Personal electric scooter	0.13%	6
Skateboard or longboard	0.09%	4
TOTAL		4,587

Q13 Other than the type of transportation you use most often, what other types do you use in a typical week when traveling around Milwaukee? Select all that apply.

Answered: 4,540 Skipped: 880

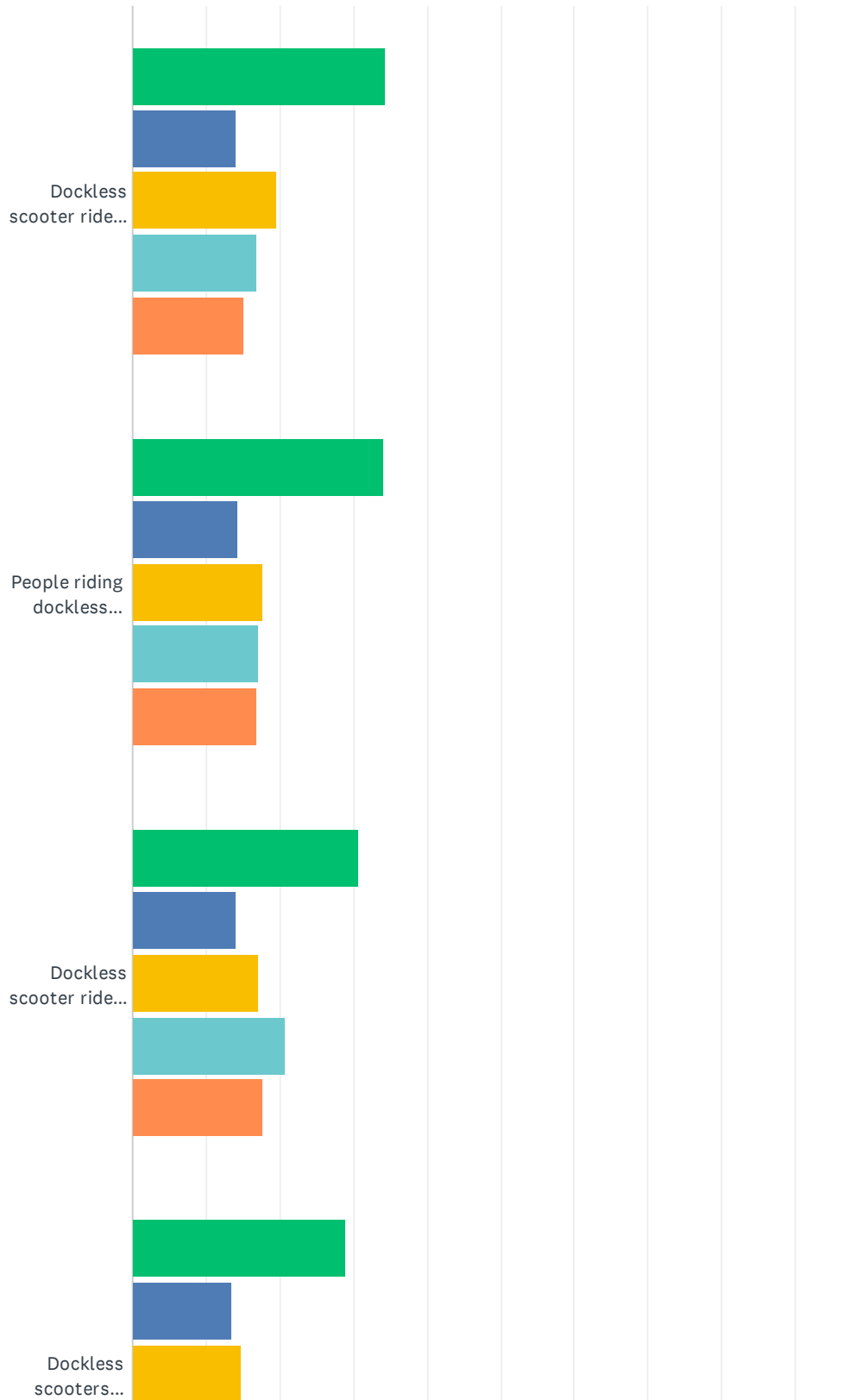


City of Milwaukee 2021 Dockless Scooter Pilot Study Public Survey

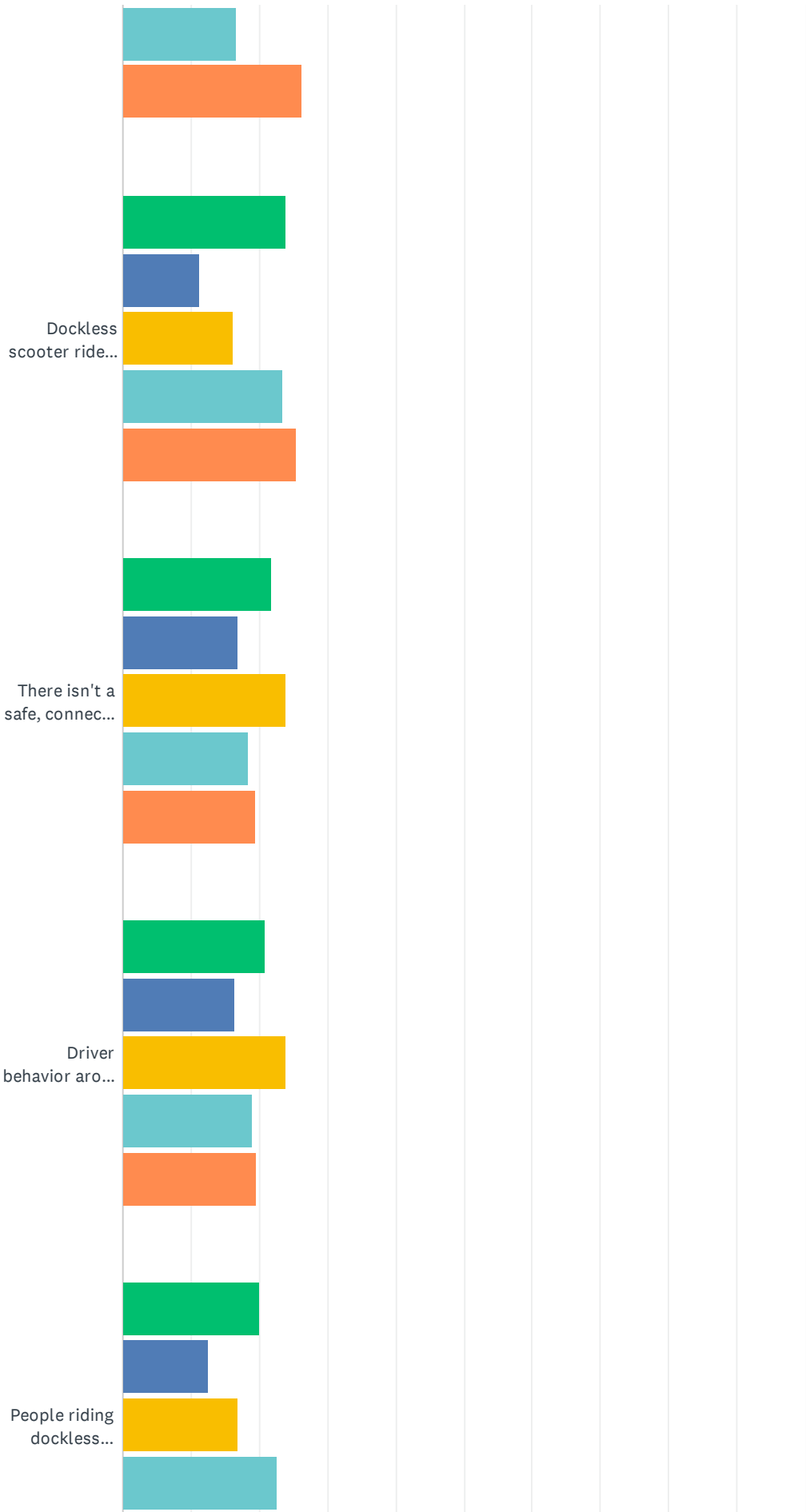
ANSWER CHOICES	RESPONSES	
Walking	70.53%	3,202
Personal bicycle	28.79%	1,307
Bus	15.15%	688
Streetcar	13.26%	602
Drive personal vehicle	31.12%	1,413
Passenger in a personal vehicle	28.94%	1,314
Rideshare (Uber or Lyft) or taxi	33.15%	1,505
Bublr Bike Share	5.93%	269
Dockless scooter rented through Bird, Lime, or Spin	18.68%	848
Personal electric scooter	1.15%	52
Skateboard or longboard	2.11%	96
Other (please specify)	2.05%	93
Total Respondents: 4,540		

Q14 Thinking about potential issues regarding dockless scooters, please indicate how concerned you are with the following:

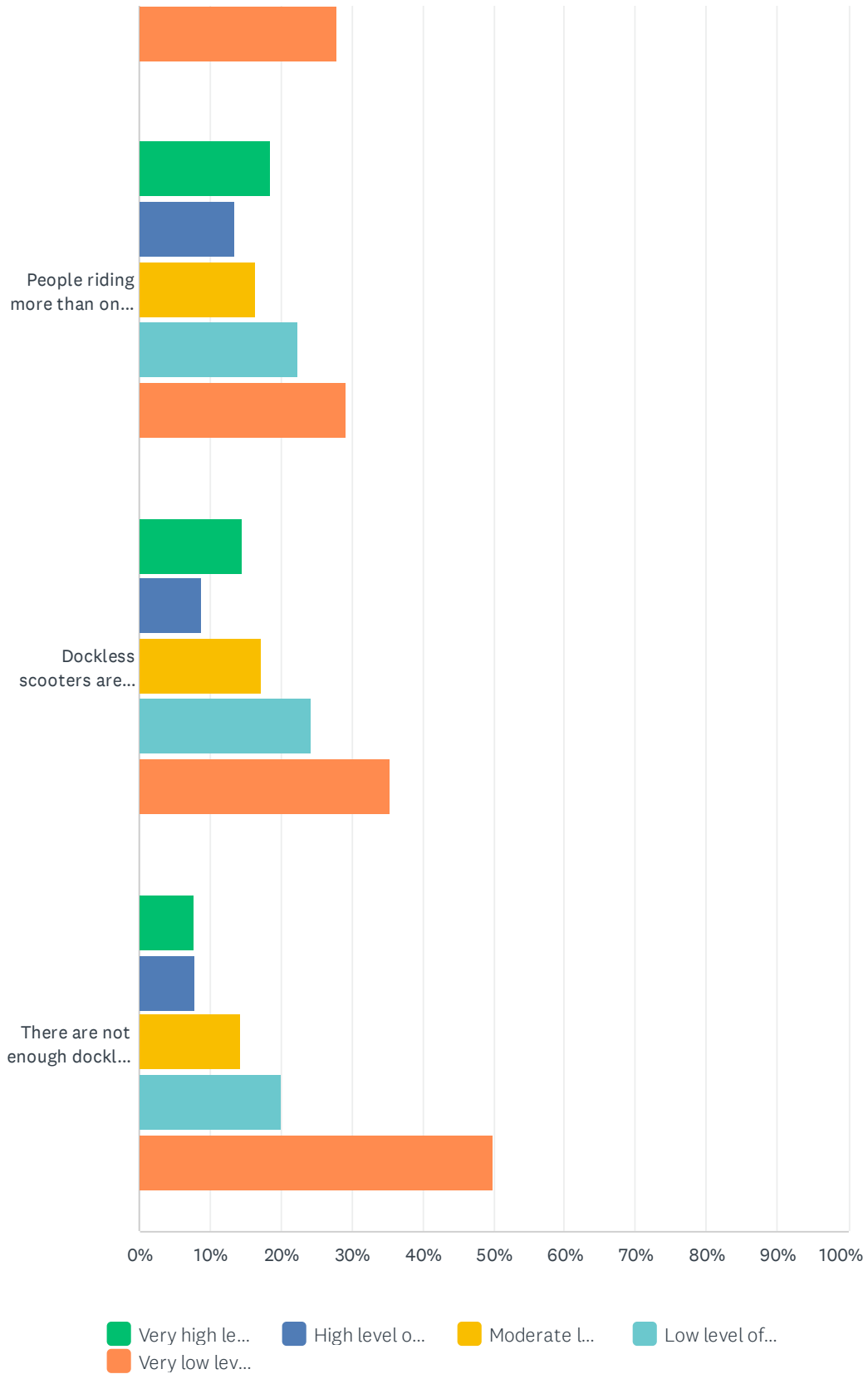
Answered: 4,596 Skipped: 824



City of Milwaukee 2021 Dockless Scooter Pilot Study Public Survey



City of Milwaukee 2021 Dockless Scooter Pilot Study Public Survey

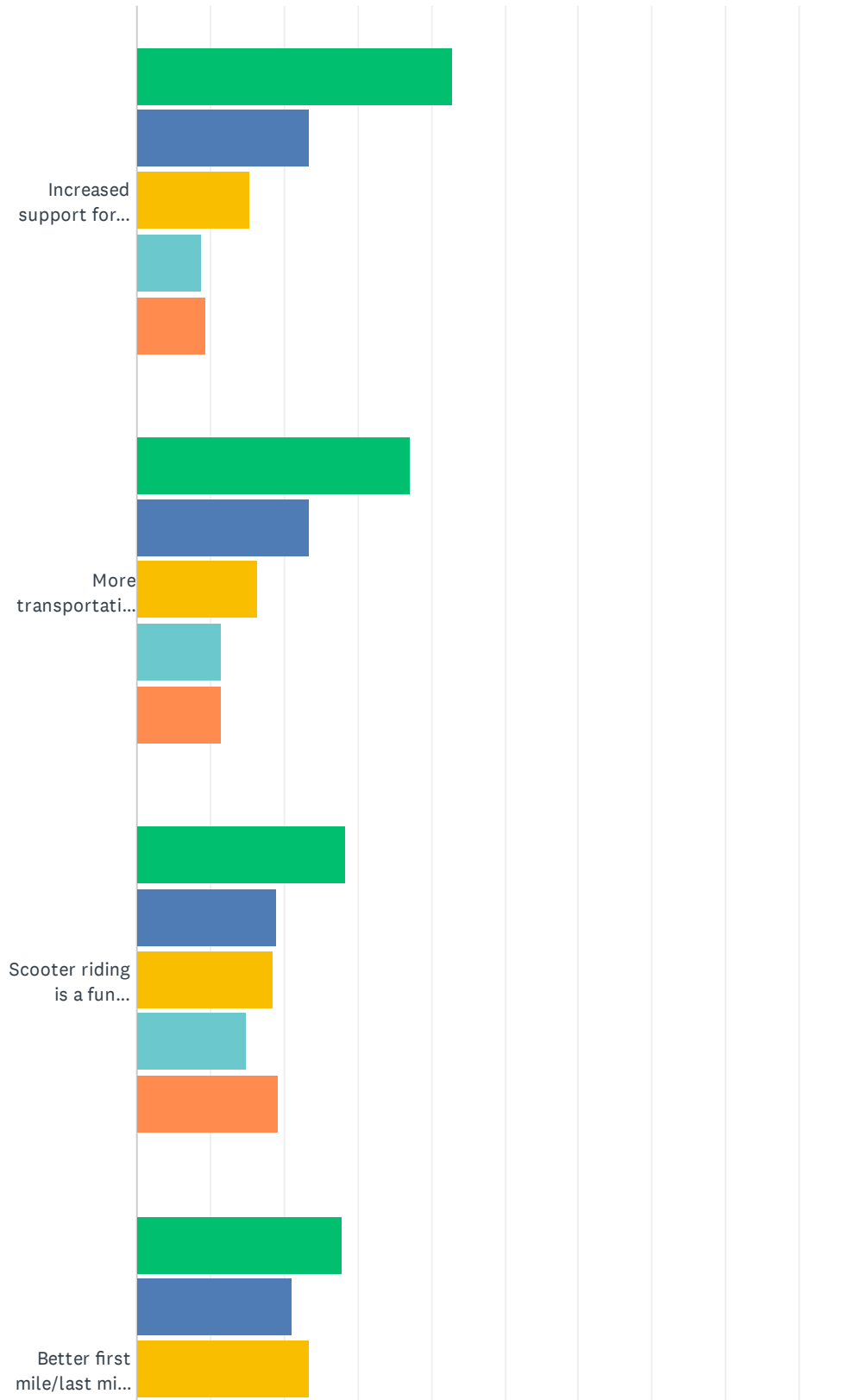


City of Milwaukee 2021 Dockless Scooter Pilot Study Public Survey

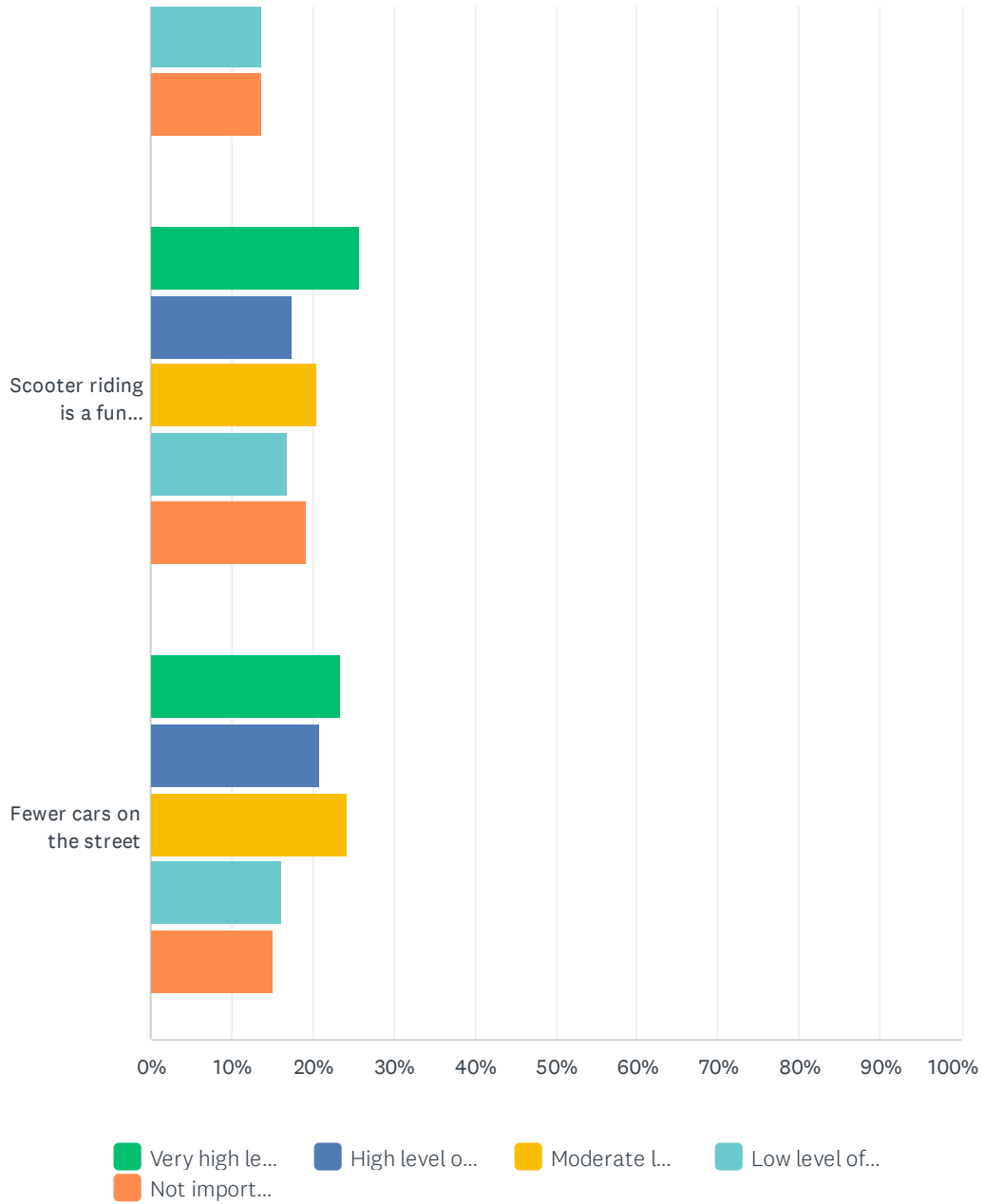
	VERY HIGH LEVEL OF CONCERN	HIGH LEVEL OF CONCERN	MODERATE LEVEL OF CONCERN	LOW LEVEL OF CONCERN	VERY LOW LEVEL OF CONCERN	TOTAL
Dockless scooter rider behavior around people driving	34.38% 1,576	14.01% 642	19.61% 899	16.95% 777	15.05% 690	4,584
People riding dockless scooters on sidewalks	34.10% 1,565	14.32% 657	17.63% 809	17.02% 781	16.93% 777	4,589
Dockless scooter rider behavior around people walking	30.73% 1,407	14.02% 642	16.97% 777	20.60% 943	17.67% 809	4,578
Dockless scooters blocking sidewalks when parked	29.10% 1,335	13.39% 614	14.67% 673	16.57% 760	26.27% 1,205	4,587
Dockless scooter rider behavior around people biking	23.89% 1,094	11.20% 513	16.23% 743	23.37% 1,070	25.31% 1,159	4,579
There isn't a safe, connected network of bike facilities and trails to use	21.66% 992	16.77% 768	23.78% 1,089	18.36% 841	19.43% 890	4,580
Driver behavior around people riding dockless scooters	20.95% 959	16.52% 756	23.81% 1,090	19.07% 873	19.64% 899	4,577
People riding dockless scooters appear to be under 18 years old	20.06% 918	12.67% 580	16.87% 772	22.53% 1,031	27.88% 1,276	4,577
People riding more than one person to a dockless scooter	18.57% 850	13.39% 613	16.38% 750	22.35% 1,023	29.31% 1,342	4,578
Dockless scooters are not safe to ride	14.50% 665	8.70% 399	17.27% 792	24.23% 1,111	35.30% 1,619	4,586
There are not enough dockless scooters in the City of Milwaukee	7.67% 351	7.97% 365	14.31% 655	20.12% 921	49.92% 2,285	4,577

Q15 Thinking about potential benefits of dockless scooters, please indicate the level of importance for the following:

Answered: 4,577 Skipped: 843



City of Milwaukee 2021 Dockless Scooter Pilot Study Public Survey

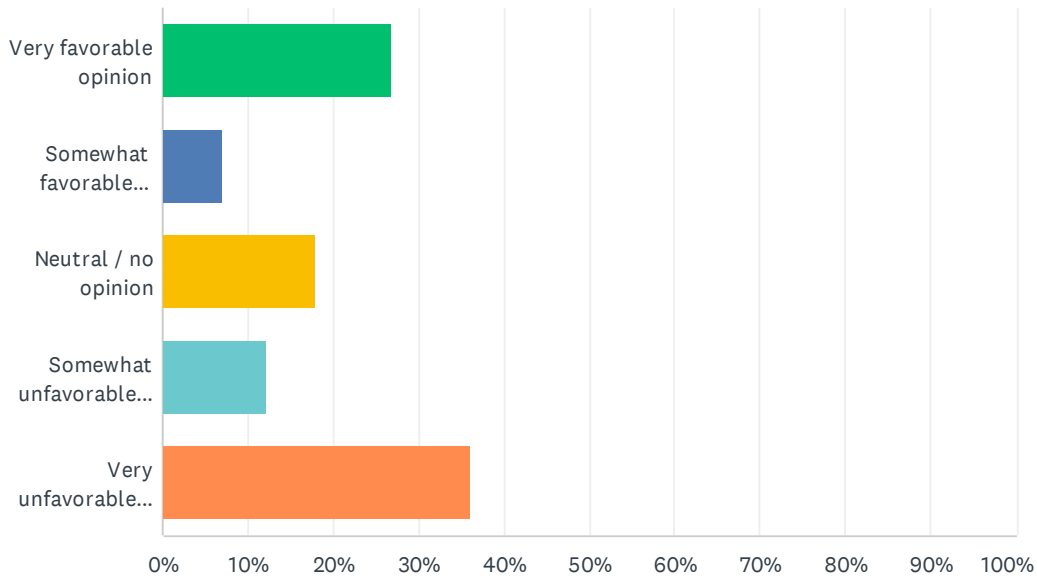


City of Milwaukee 2021 Dockless Scooter Pilot Study Public Survey

	VERY HIGH LEVEL OF IMPORTANCE	HIGH LEVEL OF IMPORTANCE	MODERATE LEVEL OF IMPORTANCE	LOW LEVEL OF IMPORTANCE	NOT IMPORTANT AT ALL	TOTAL
Increased support for walking, biking, and getting around without a car	42.86% 1,958	23.53% 1,075	15.46% 706	8.73% 399	9.41% 430	4,568
More transportation options in Milwaukee	37.13% 1,696	23.45% 1,071	16.44% 751	11.51% 526	11.47% 524	4,568
Scooter riding is a fun activity for visitors	28.35% 1,292	18.92% 862	18.52% 844	14.99% 683	19.22% 876	4,557
Better first mile/last mile connections to transit	28.03% 1,278	21.18% 966	23.42% 1,068	13.73% 626	13.64% 622	4,560
Scooter riding is a fun activity for residents	25.89% 1,182	17.56% 802	20.54% 938	16.84% 769	19.16% 875	4,566
Fewer cars on the street	23.49% 1,072	20.93% 955	24.30% 1,109	16.13% 736	15.14% 691	4,563

Q16 On August 3, 2021, new dockless scooter trips were prohibited from starting in Zone 1. What was your opinion of this prohibition? Click here for a map of the Zone 1 boundaries.

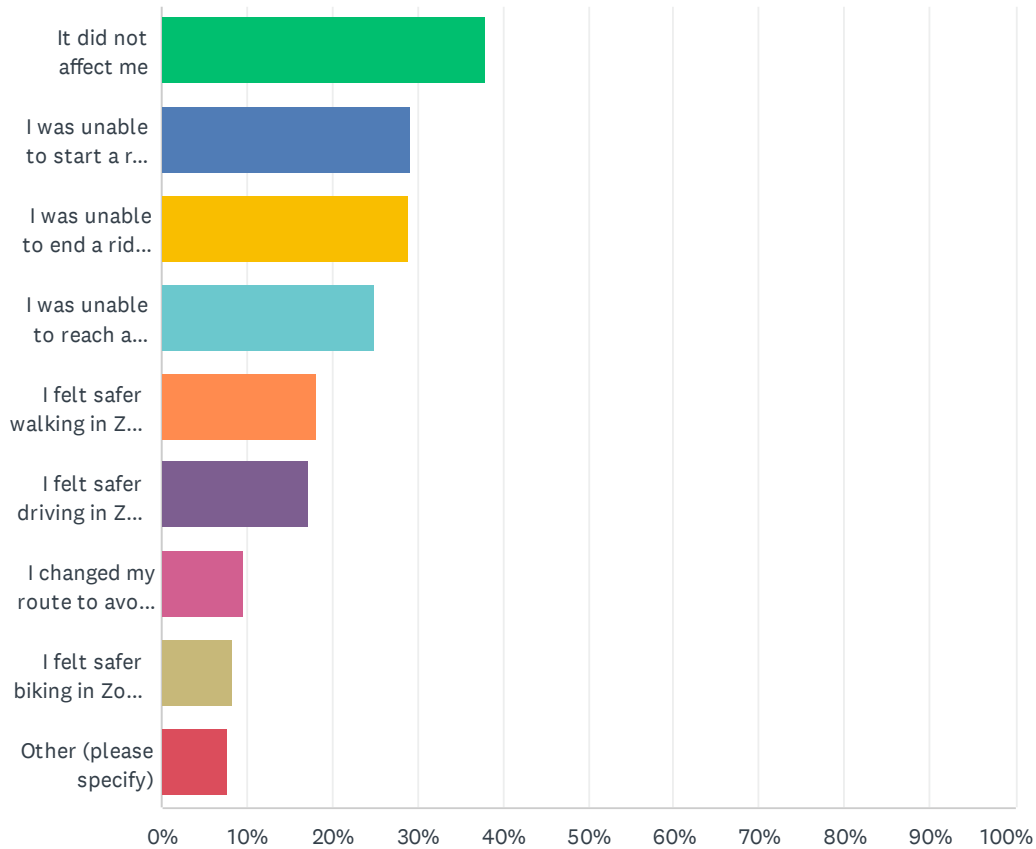
Answered: 4,551 Skipped: 869



ANSWER CHOICES	RESPONSES	
Very favorable opinion	26.94%	1,226
Somewhat favorable opinion	6.99%	318
Neutral / no opinion	17.91%	815
Somewhat unfavorable opinion	12.15%	553
Very unfavorable opinion	36.01%	1,639
TOTAL		4,551

Q17 How did the prohibition of new dockless scooter rides in Zone 1 affect you? Select all that apply.

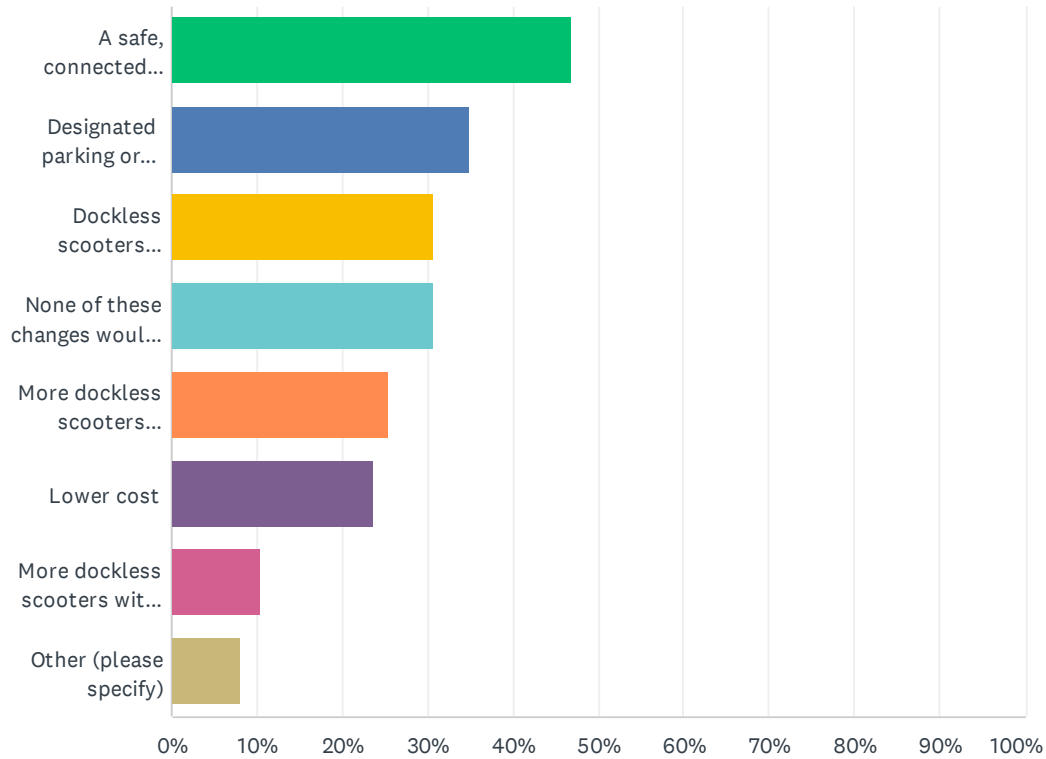
Answered: 4,544 Skipped: 876



ANSWER CHOICES	RESPONSES	
It did not affect me	37.85%	1,720
I was unable to start a ride where I wanted	29.31%	1,332
I was unable to end a ride where I wanted	28.90%	1,313
I was unable to reach a destination or end point because I couldn't ride through Zone 1	24.93%	1,133
I felt safer walking in Zone 1	18.13%	824
I felt safer driving in Zone 1	17.23%	783
I changed my route to avoid Zone 1	9.53%	433
I felt safer biking in Zone 1	8.23%	374
Other (please specify)	7.59%	345
Total Respondents: 4,544		

Q18 What changes would encourage you to use dockless scooters more often? Select all that apply.

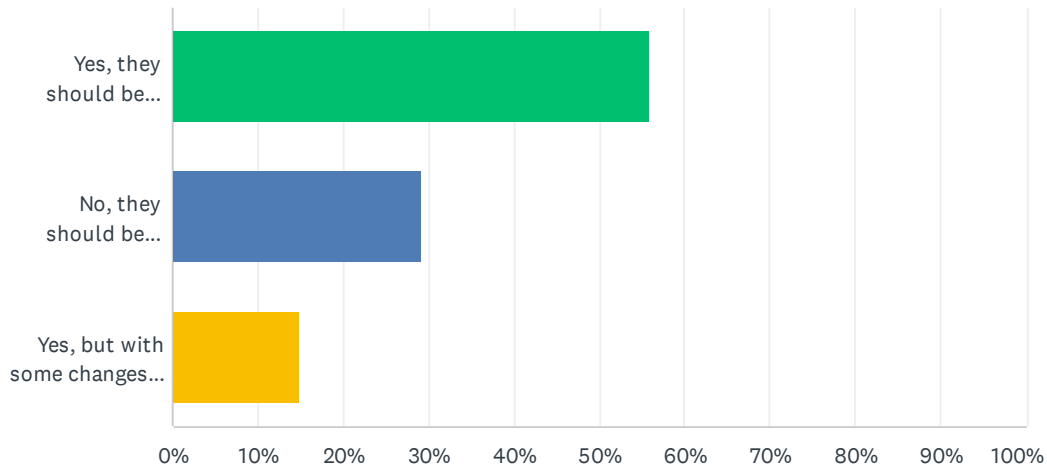
Answered: 4,561 Skipped: 859



ANSWER CHOICES	RESPONSES	
A safe, connected network of bike lanes and trails to use	46.92%	2,140
Designated parking or docking areas for scooters	34.99%	1,596
Dockless scooters available in more neighborhoods throughout the city	30.80%	1,405
None of these changes would encourage me to use more	30.80%	1,405
More dockless scooters available	25.41%	1,159
Lower cost	23.61%	1,077
More dockless scooters with seats	10.48%	478
Other (please specify)	8.20%	374
Total Respondents: 4,561		

Q19 At the conclusion of this pilot study, do you support the City of Milwaukee developing permanent regulations to allow dockless scooter share in Milwaukee?

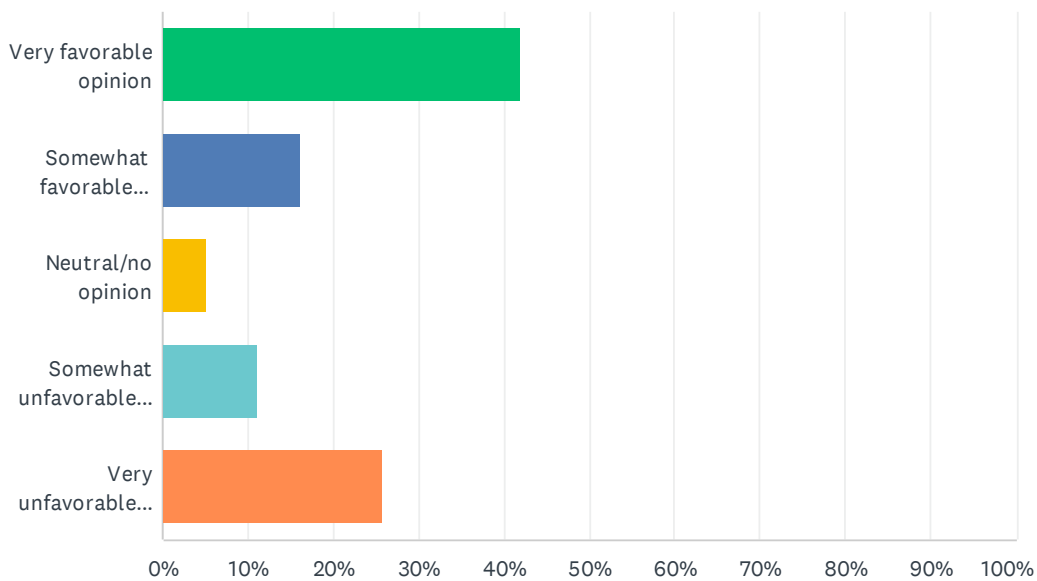
Answered: 4,544 Skipped: 876



ANSWER CHOICES	RESPONSES	
Yes, they should be allowed	55.79%	2,535
No, they should be prohibited	29.27%	1,330
Yes, but with some changes (please specify)	14.94%	679
TOTAL		4,544

Q20 What is your overall opinion of dockless scooters in Milwaukee?

Answered: 4,563 Skipped: 857



ANSWER CHOICES	RESPONSES	
Very favorable opinion	41.99%	1,916
Somewhat favorable opinion	16.11%	735
Neutral/no opinion	5.11%	233
Somewhat unfavorable opinion	11.09%	506
Very unfavorable opinion	25.71%	1,173
TOTAL		4,563

Q21 Please share any additional comments or feedback you have regarding the Dockless Scooter Pilot Study in the City of Milwaukee.

Answered: 1,702 Skipped: 3,718

Q22 Zip code

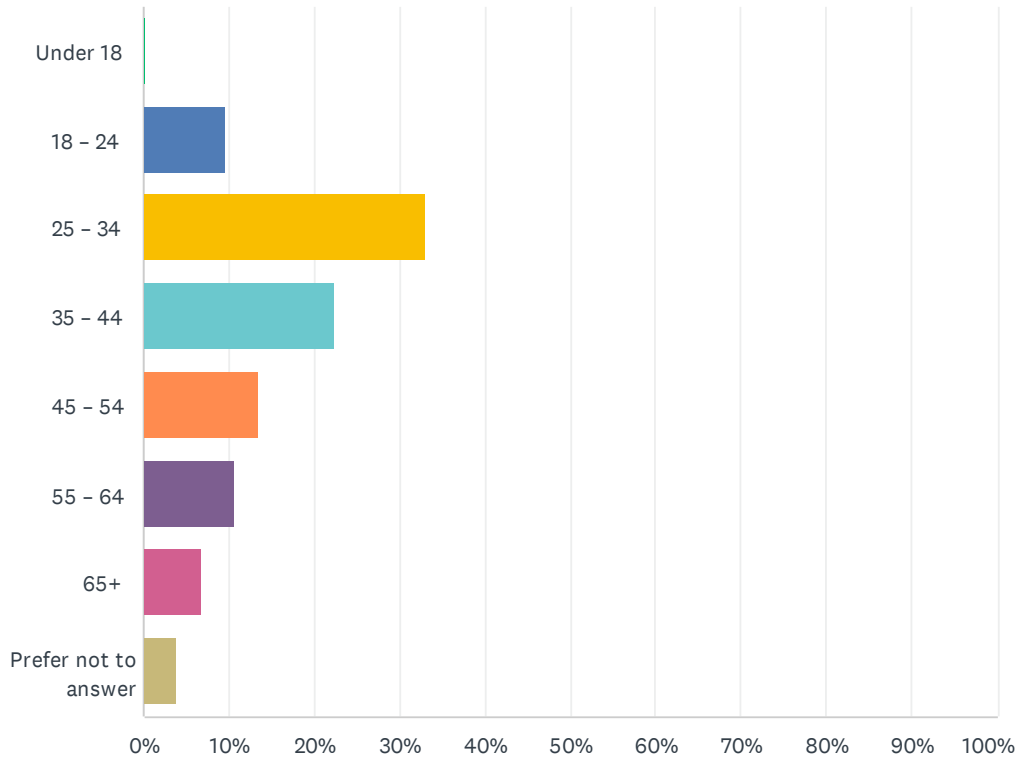
Answered: 3,800 Skipped: 1,620

Q23 If you live in the City of Milwaukee, please enter the closest intersection to your residence. For example: 64th & Silver Spring

Answered: 2,960 Skipped: 2,460

Q24 Age

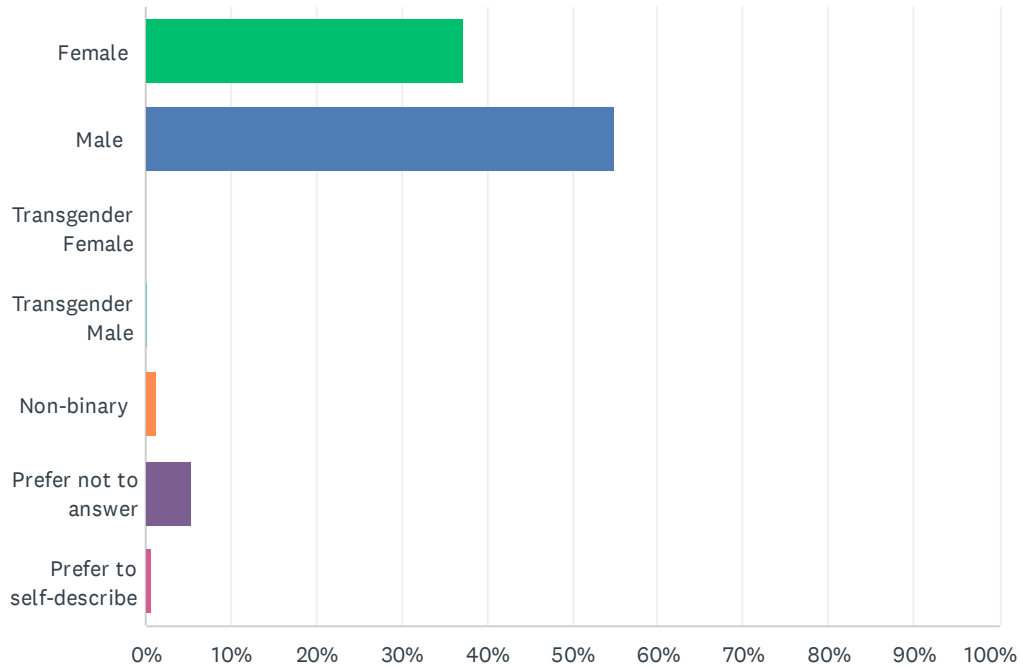
Answered: 4,091 Skipped: 1,329



ANSWER CHOICES	RESPONSES	
Under 18	0.29%	12
18 - 24	9.66%	395
25 - 34	33.02%	1,351
35 - 44	22.39%	916
45 - 54	13.44%	550
55 - 64	10.63%	435
65+	6.72%	275
Prefer not to answer	3.84%	157
TOTAL		4,091

Q25 Gender

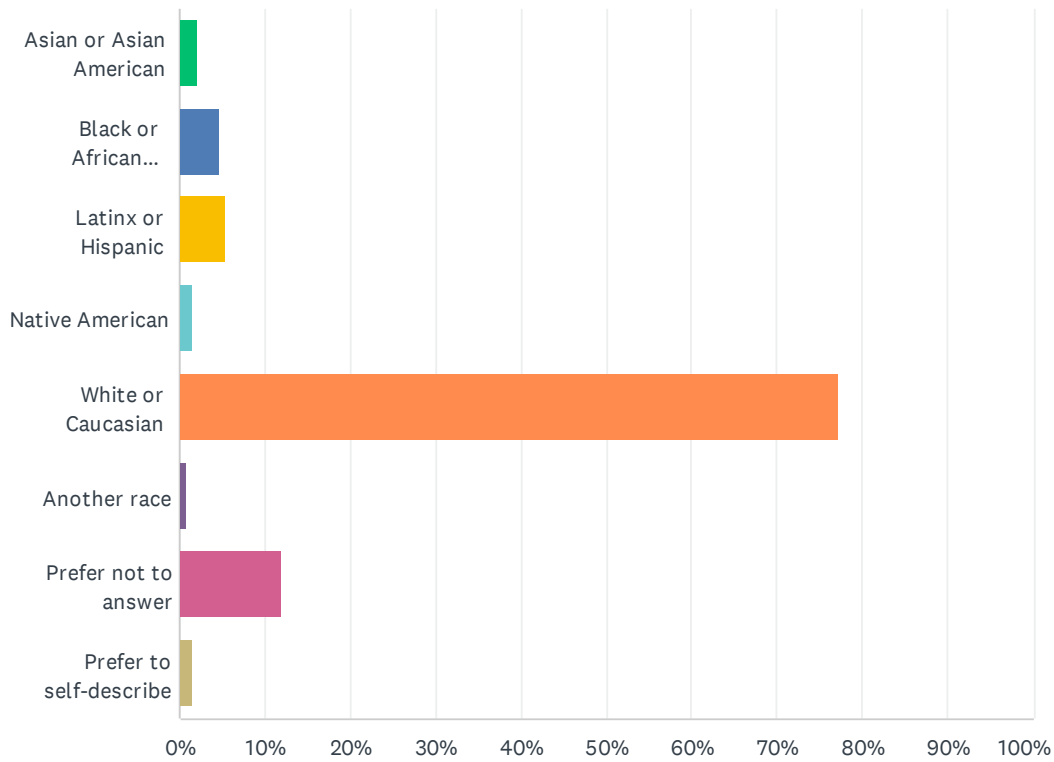
Answered: 4,083 Skipped: 1,337



ANSWER CHOICES	RESPONSES	
Female	37.40%	1,527
Male	54.94%	2,243
Transgender Female	0.10%	4
Transgender Male	0.29%	12
Non-binary	1.22%	50
Prefer not to answer	5.34%	218
Prefer to self-describe	0.71%	29
TOTAL		4,083

Q26 Race (select all that apply)

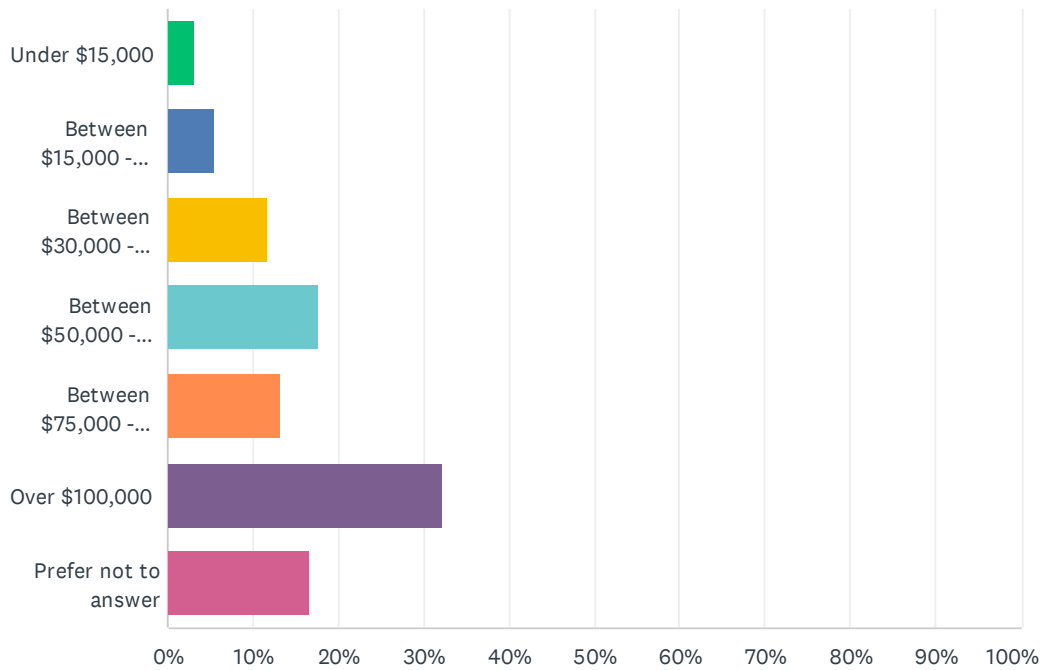
Answered: 3,984 Skipped: 1,436



ANSWER CHOICES	RESPONSES	
Asian or Asian American	2.03%	81
Black or African American	4.74%	189
Latinx or Hispanic	5.37%	214
Native American	1.46%	58
White or Caucasian	77.28%	3,079
Another race	0.88%	35
Prefer not to answer	11.97%	477
Prefer to self-describe	1.56%	62
Total Respondents: 3,984		

Q27 Household income level

Answered: 4,009 Skipped: 1,411



ANSWER CHOICES	RESPONSES	
Under \$15,000	3.09%	124
Between \$15,000 - \$29,999	5.46%	219
Between \$30,000 - \$49,000	11.77%	472
Between \$50,000 - \$74,999	17.76%	712
Between \$75,000 - \$99,999	13.17%	528
Over \$100,000	32.20%	1,291
Prefer not to answer	16.54%	663
TOTAL		4,009