

The Components of Your Tax Dollar

Your combined property tax rate decreased by \$2.46 compared to last year. For detailed tax rate information, see the adjacent table titled *Comparative Property Tax Rates*.

The total tax levy for all units of local government increased by \$21.4 million (2.6%). For detailed tax levy information, see the *Citywide Tax Levies* table on the reverse side of this brochure.

Elected City Officials Involved In The City Budget

Cavalier Johnson, Mayor
Aycha Sawa, CPA, CIA, Comptroller

Common Council Members

José G. Pérez, President
12th District Alderman

DISTRICT #	ALDERMAN
1	Vacant
2	Mark Chambers, Jr.
3	Jonathan Brostoff
4	Robert J. Bauman
5	Vacant
6	Milele A. Coggs
7	Khalif J. Rainey
8	JoCasta Zamarripa
9	Vacant
10	Michael J. Murphy
11	Mark A. Borkowski
12	José G. Pérez
13	Scott Spiker
14	Marina Dimitrijevic
15	Russell W. Stamper, II

Comparative Property Tax Rates Per \$1,000 of Assessed Value

Units of Government	2021 ^{1,3}	2022 ²	Change
Milwaukee Public Schools	\$10.19	\$9.43	-\$ 0.76
School Levy Tax Credit ⁴	-\$1.56	-\$1.42	\$ 0.14
City of Milwaukee	\$10.16	\$9.16	-\$ 1.00
Milwaukee County	\$4.73	\$4.18	-\$ 0.55
Milwaukee Metropolitan Sewerage District (MMSD)	\$1.64	\$1.48	-\$ 0.16
Milwaukee Area Technical College (MATC)	\$1.11	\$0.98	-\$ 0.13
Total	\$26.27	\$23.81	-\$2.46

(Excludes Lottery & First Dollar Tax Credits)

¹Funds the 2022 Budget. ²Funds the 2023 Budget.

³Rates must be used with 2021 assessed value to determine 2021 net taxes as shown on your tax bill.

⁴School Levy Tax Credit reduces school taxes on the property tax bill.

The Lottery Credit and First Dollar Credit

The Lottery Credit and the First Dollar Credit will further reduce your property tax bill. This year the Lottery Credit is \$242.11 for each qualifying property. The State Constitution limits the Lottery Credit to a homeowner's primary residence. The First Dollar Tax Credit is \$73.76.

For Information On

Tax Bill Payment 286-2240
City Budget 286-3741
This Report 286-3321

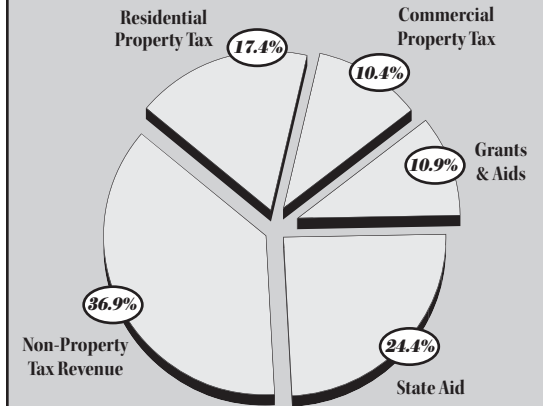
Please contact other units of government for information regarding their budgets.

city.milwaukee.gov/comptroller/financialservices

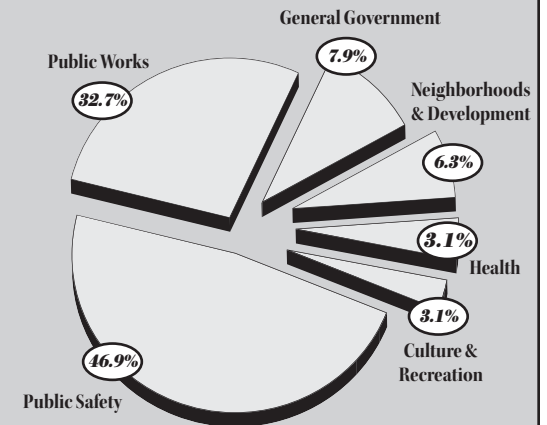
PRINTED ON RECYCLED PAPER

City of Milwaukee 2023 Budget Sources and Uses of Funds

Sources of City Revenue



City Services Provided by this Revenue



Your Property Taxes Support Five Local Governments

City of Milwaukee




2022

Combined Property Tax Report

Aycha Sawa, CPA, CIA
Comptroller

Based on 2023 budgets adopted by the City of Milwaukee, Milwaukee School Board, Milwaukee County, Milwaukee Area Technical College and Metropolitan Sewerage District



Citywide Tax Levies

Levy by Unit of Government	2021 ¹	2022 ²	Change ³
(\$ IN MILLIONS)			
Milwaukee Public Schools (MPS) ⁴	\$305.7	\$320.2	4.7%
City of Milwaukee	\$305.1	\$311.2	2.0%
Milwaukee County	\$141.8	\$141.9	0.1%
Sewerage District (MMSD)	\$49.4	\$50.3	1.8%
Milwaukee Area Technical College (MATC)	\$33.4	\$33.2	-0.6%
Total	\$835.4	\$856.8	2.6%

¹ Funds the 2022 Budget. ³ Percent change on tax bill may differ due to a change in the assessed value of your property.

² Funds the 2023 Budget. ⁴ Excludes school tax credit.