

## The Components of Your Tax Dollar

Your combined property tax rate increased by \$0.11 compared to last year. For detailed tax rate information, see the adjacent table titled *Comparative Property Tax Rates*.

The total tax levy for all units of local government increased by \$13.8 million (1.7%). For detailed tax levy information, see the *Citywide Tax Levies* table on the reverse side of this brochure.

## Elected City Officials Involved In The City Budget

Tom Barrett, Mayor  
Aycha Sawa, CPA, CIA, Comptroller

### Common Council Members

Cavalier Johnson, President  
2nd District Alderman

DISTRICT #	ALDERMAN
1	Ashanti Hamilton
2	Cavalier Johnson
3	Nik Kovac
4	Robert J. Bauman
5	Nikiya Dodd
6	Milele A. Coggs
7	Khalif J. Rainey
8	JoCasta Zamarripa
9	Chantia Lewis
10	Michael J. Murphy
11	Mark A. Borkowski
12	José G. Pérez
13	Scott Spiker
14	Marina Dimitrijevic
15	Russell W. Stamper, II

## Comparative Property Tax Rates Per \$1,000 of Assessed Value

Units of Government	2020 <sup>1,3</sup>	2021 <sup>2</sup>	Change
Milwaukee Public Schools	\$10.39	\$10.19	-\$ 0.20
School Levy Tax Credit <sup>4</sup>	-\$1.55	-\$1.56	-\$ 0.01
City of Milwaukee	\$10.09	\$10.16	\$ 0.07
Milwaukee County	\$4.54	\$4.73	\$ 0.19
Milwaukee Metropolitan Sewerage District (MMSD)	\$1.56	\$1.64	\$ 0.08
Milwaukee Area Technical College (MATC)	\$1.13	\$1.11	-\$ 0.02
<b>Total</b>	<b>\$26.16</b>	<b>\$26.27</b>	<b>\$0.11</b>

(Excludes Lottery & First Dollar Tax Credits)

<sup>1</sup>Funds the 2021 Budget. <sup>2</sup>Funds the 2022 Budget.

<sup>3</sup>Rates must be used with 2020 assessed value to determine 2020 net taxes as shown on your tax bill.

<sup>4</sup>School Levy Tax Credit reduces school taxes on the property tax bill.

## The Lottery Credit and First Dollar Credit

The Lottery Credit and the First Dollar Credit will further reduce your property tax bill. This year the Lottery Credit is \$245.97 for each qualifying property. The State Constitution limits the Lottery Credit to a homeowner's primary residence. The First Dollar Tax Credit is \$69.35.

### For Information On

Tax Bill Payment ..... 286-2240  
City Budget ..... 286-3741  
This Report ..... 286-3321

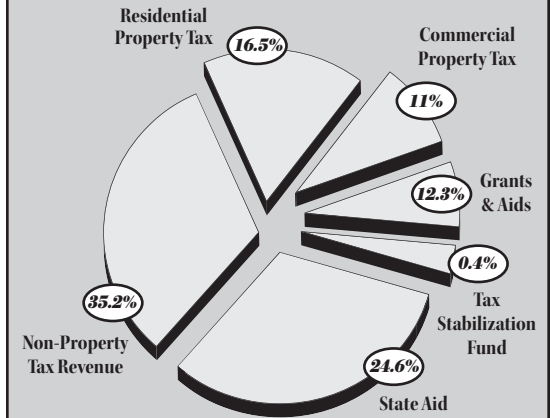
Please contact other units of government for information regarding their budgets.

[city.milwaukee.gov/comptroller/financialservices](http://city.milwaukee.gov/comptroller/financialservices)

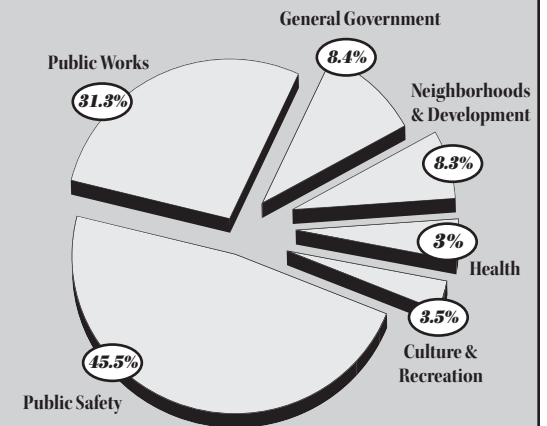
PRINTED ON RECYCLED PAPER

## City of Milwaukee 2022 Budget Sources and Uses of Funds


### Sources of City Revenue



### City Services Provided by this Revenue



## Your Property Taxes Support Five Local Governments



## City of Milwaukee



# 2021

## Combined Property Tax Report

Aycha Sawa, CPA, CIA  
Comptroller

### Citywide Tax Levies

Levy by Unit of Government	2020 <sup>1</sup>	2021 <sup>2</sup>	Change <sup>3</sup>
(\$ IN MILLIONS)			
Milwaukee Public Schools (MPS) <sup>4</sup>	\$308.0	\$305.7	-0.7%
City of Milwaukee	\$299.2	\$305.1	2.0%
Milwaukee County	\$134.5	\$141.8	5.4%
Sewerage District (MMSD)	\$46.3	\$49.4	6.6%
Milwaukee Area Technical College (MATC)	\$33.6	\$33.4	-0.6%
<b>Total</b>	<b>\$821.6</b>	<b>\$835.4</b>	<b>1.7%</b>

<sup>1</sup> Funds the 2021 Budget.

<sup>2</sup> Funds the 2022 Budget.

<sup>3</sup> Percent change on tax bill may differ due to a change in the assessed value of your property. <sup>4</sup> Excludes school tax credit.

Based on 2022 budgets adopted by the City of Milwaukee, Milwaukee School Board, Milwaukee County, Milwaukee Area Technical College and Metropolitan Sewerage District