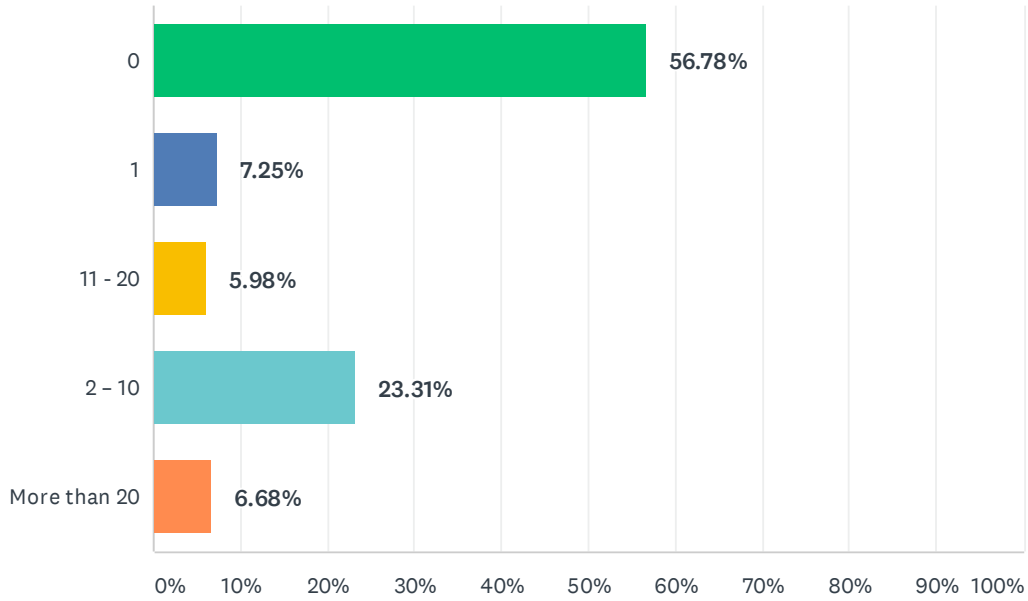


Q1 How many dockless scooter trips have you taken in Milwaukee?

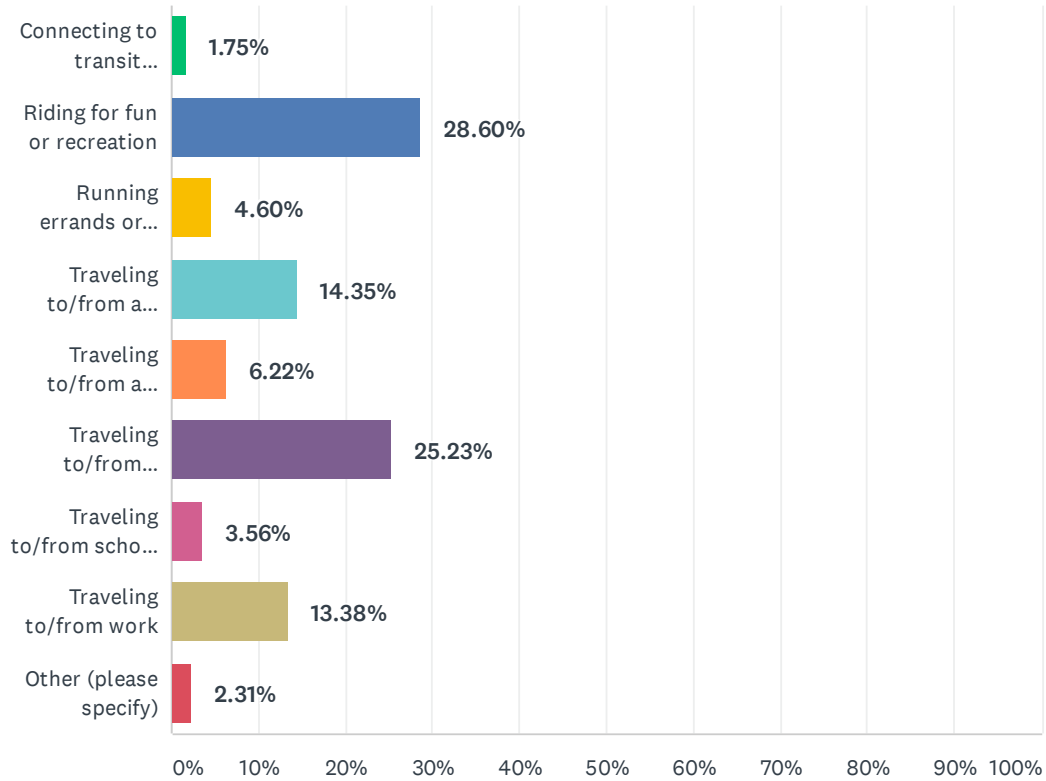
Answered: 7,653 Skipped: 5



ANSWER CHOICES	RESPONSES	
0	56.78%	4,345
1	7.25%	555
11 - 20	5.98%	458
2 - 10	23.31%	1,784
More than 20	6.68%	511
TOTAL		7,653

Q2 What is the most frequent reason you've ridden a dockless scooter?

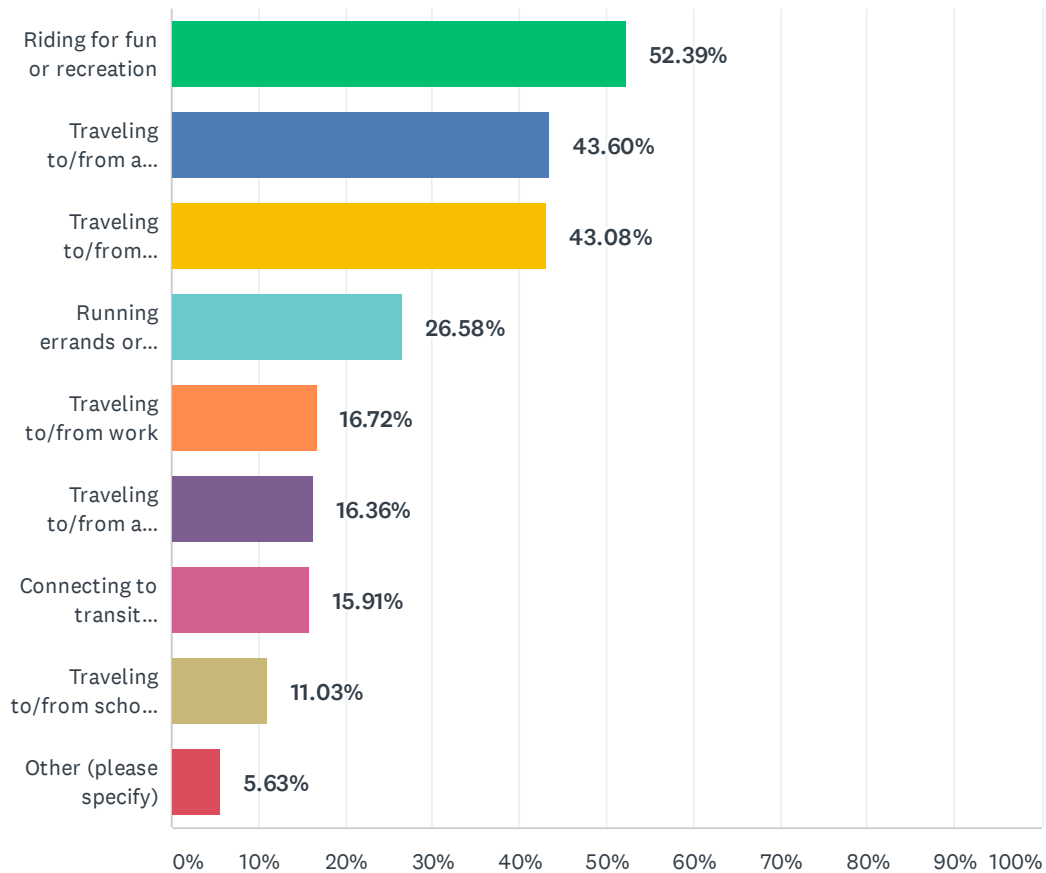
Answered: 3,199 Skipped: 4,459



ANSWER CHOICES	RESPONSES	
Connecting to transit (bus/streetcar)	1.75%	56
Riding for fun or recreation	28.60%	915
Running errands or shopping	4.60%	147
Traveling to/from a restaurant	14.35%	459
Traveling to/from a work-related meeting or appointment	6.22%	199
Traveling to/from entertainment	25.23%	807
Traveling to/from school or campus	3.56%	114
Traveling to/from work	13.38%	428
Other (please specify)	2.31%	74
TOTAL		3,199

Q3 Other than your most frequent reason for riding a dockless scooter, why else have you ridden a dockless scooter? Select all that apply.

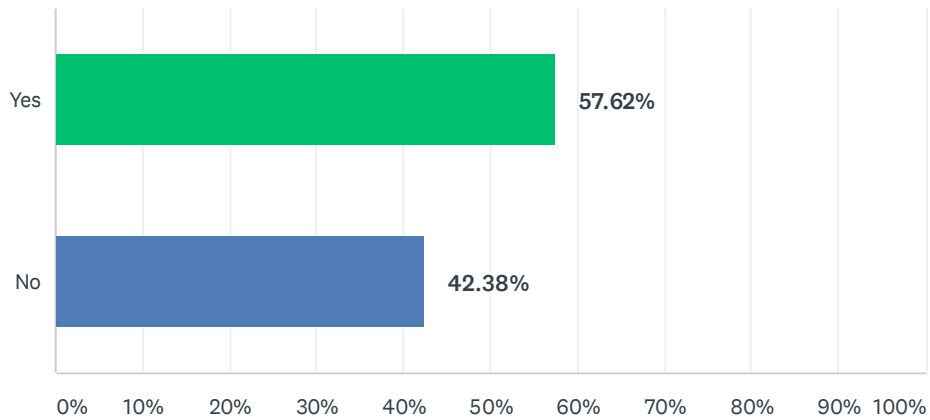
Answered: 3,092 Skipped: 4,566



ANSWER CHOICES	RESPONSES	
Riding for fun or recreation	52.39%	1,620
Traveling to/from a restaurant	43.60%	1,348
Traveling to/from entertainment	43.08%	1,332
Running errands or shopping	26.58%	822
Traveling to/from work	16.72%	517
Traveling to/from a work-related meeting or appointment	16.36%	506
Connecting to transit (bus/streetcar)	15.91%	492
Traveling to/from school or campus	11.03%	341
Other (please specify)	5.63%	174
Total Respondents: 3,092		

Q4 Think about your last dockless scooter trip in Milwaukee. If a dockless scooter hadn't been available, would you have taken the trip?

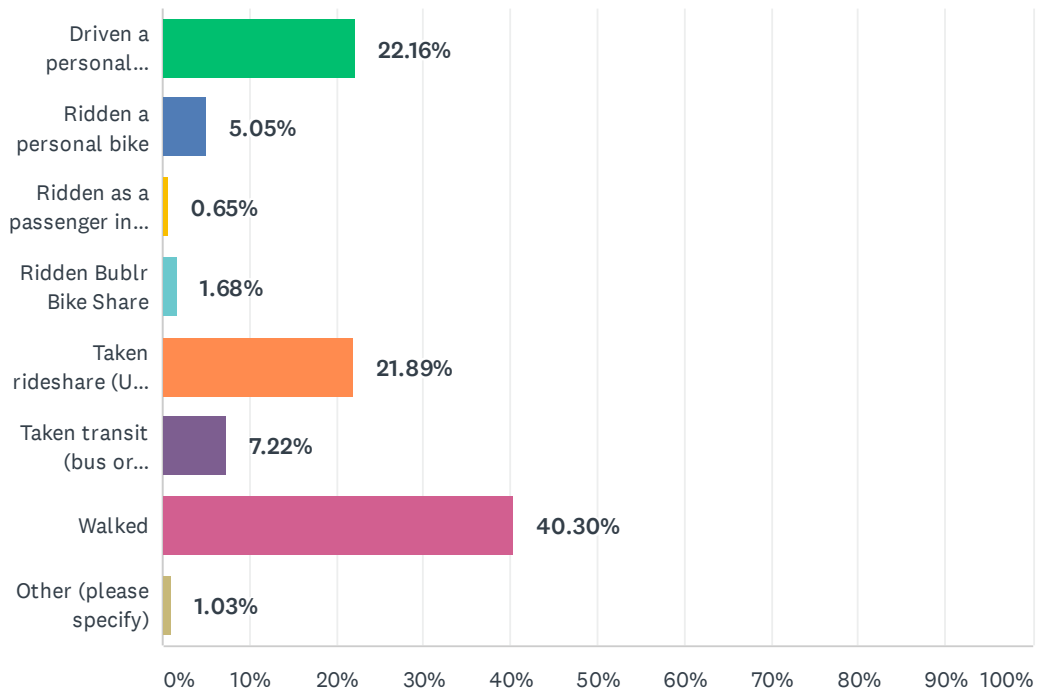
Answered: 3,202 Skipped: 4,456



ANSWER CHOICES	RESPONSES	
Yes	57.62%	1,845
No	42.38%	1,357
TOTAL		3,202

Q5 Think about your last dockless scooter trip in Milwaukee. If you hadn't taken a dockless scooter, how would you have traveled?

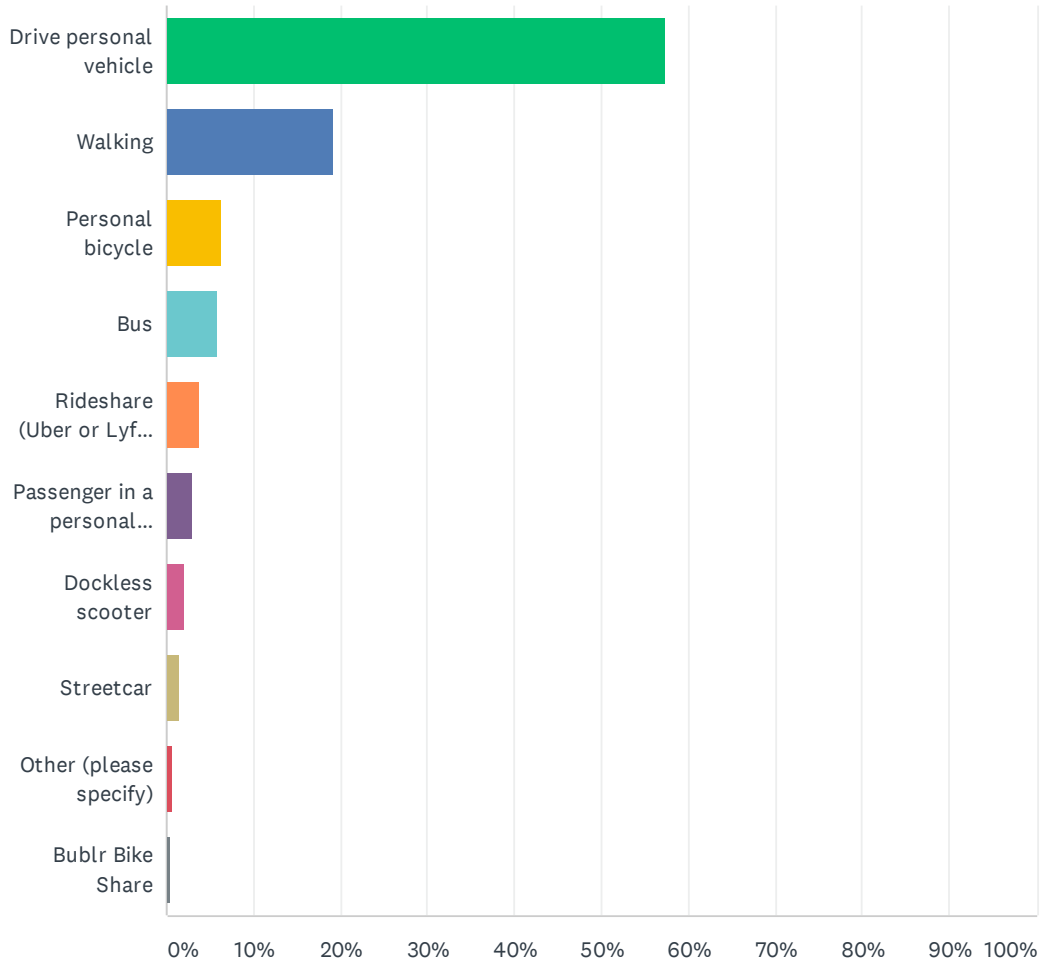
Answered: 1,841 Skipped: 5,817



ANSWER CHOICES	RESPONSES	
Driven a personal vehicle	22.16%	408
Ridden a personal bike	5.05%	93
Ridden as a passenger in a personal vehicle	0.65%	12
Ridden Bublr Bike Share	1.68%	31
Taken rideshare (Uber or Lyft) or taxi	21.89%	403
Taken transit (bus or streetcar)	7.22%	133
Walked	40.30%	742
Other (please specify)	1.03%	19
TOTAL		1,841

Q6 What type of transportation do you use most often when traveling around Milwaukee?

Answered: 6,859 Skipped: 799

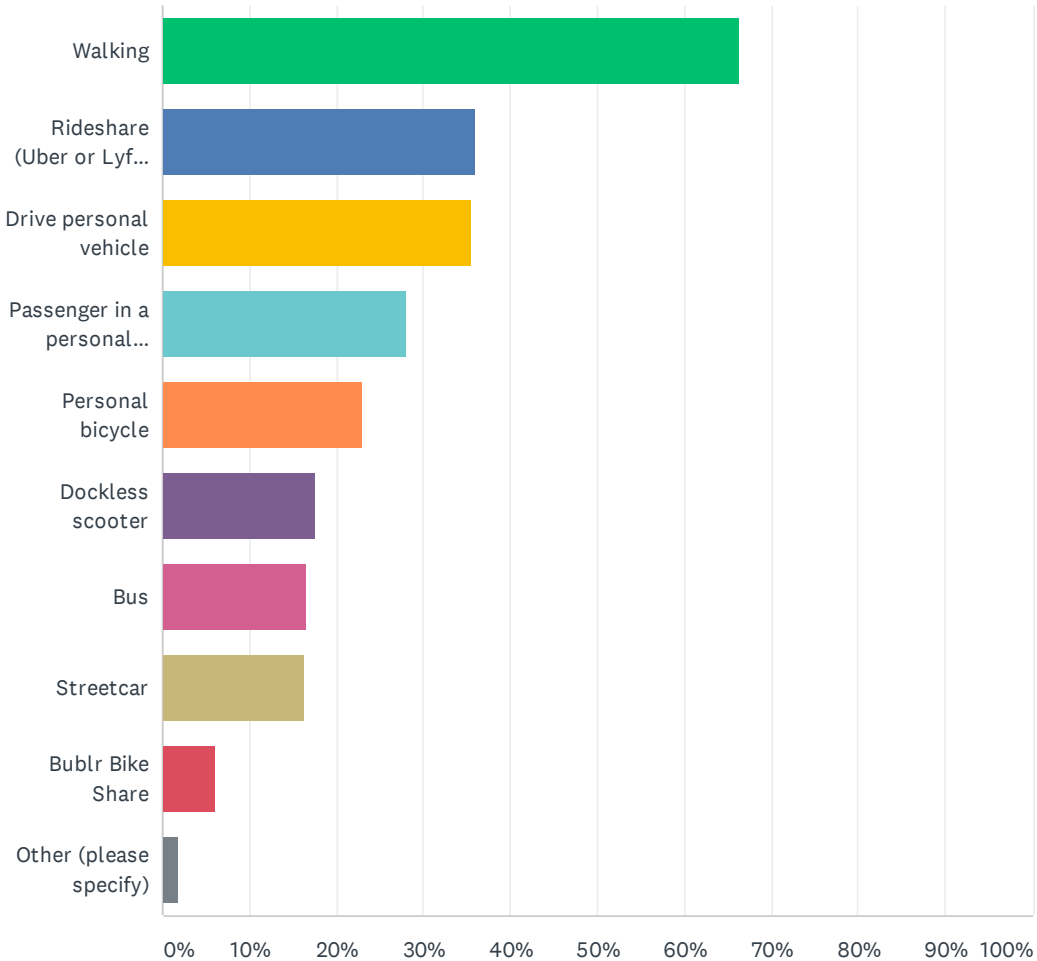


City of Milwaukee Dockless Scooter Pilot Study Public Survey

ANSWER CHOICES	RESPONSES	
Drive personal vehicle	57.33%	3,932
Walking	19.14%	1,313
Personal bicycle	6.30%	432
Bus	5.93%	407
Rideshare (Uber or Lyft) or taxi	3.83%	263
Passenger in a personal vehicle	2.86%	196
Dockless scooter	2.06%	141
Streetcar	1.44%	99
Other (please specify)	0.73%	50
BublR Bike Share	0.38%	26
TOTAL		6,859

Q7 Other than the type of transportation you use most often, what other types do you use in a typical week when traveling around Milwaukee? Select all that apply.

Answered: 6,840 Skipped: 818

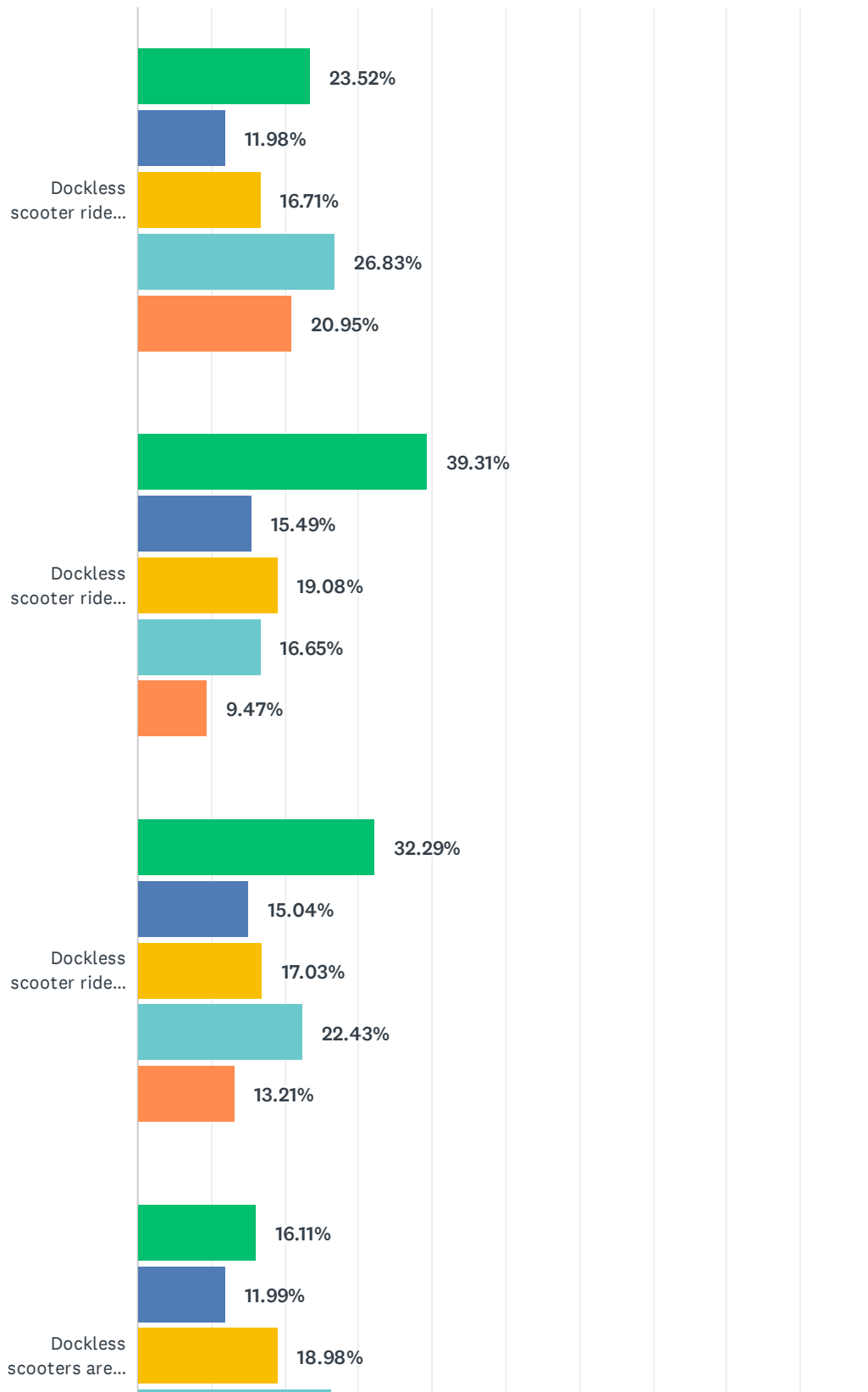


City of Milwaukee Dockless Scooter Pilot Study Public Survey

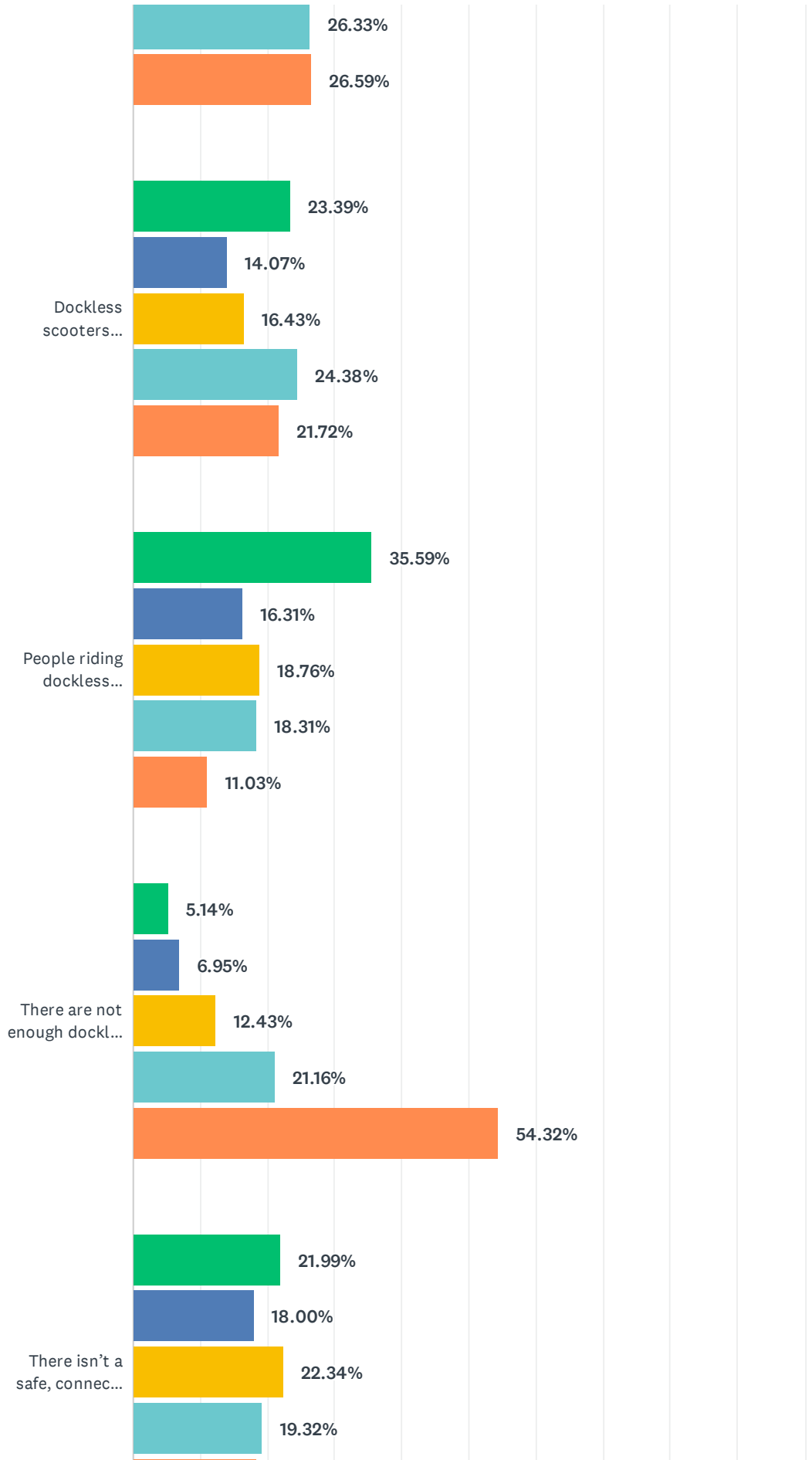
ANSWER CHOICES	RESPONSES	
Walking	66.23%	4,530
Rideshare (Uber or Lyft) or taxi	35.95%	2,459
Drive personal vehicle	35.47%	2,426
Passenger in a personal vehicle	27.98%	1,914
Personal bicycle	22.95%	1,570
Dockless scooter	17.60%	1,204
Bus	16.62%	1,137
Streetcar	16.30%	1,115
BublR Bike Share	6.07%	415
Other (please specify)	1.94%	133
Total Respondents: 6,840		

Q8 Thinking about potential issues regarding dockless scooters, please indicate how concerned you are with the following:

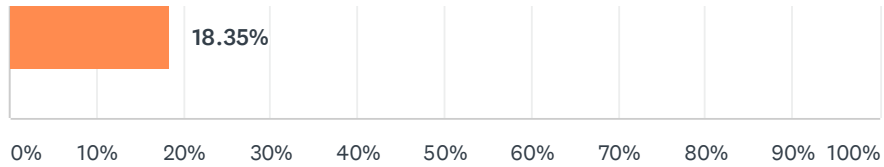
Answered: 6,877 Skipped: 781



City of Milwaukee Dockless Scooter Pilot Study Public Survey



City of Milwaukee Dockless Scooter Pilot Study Public Survey

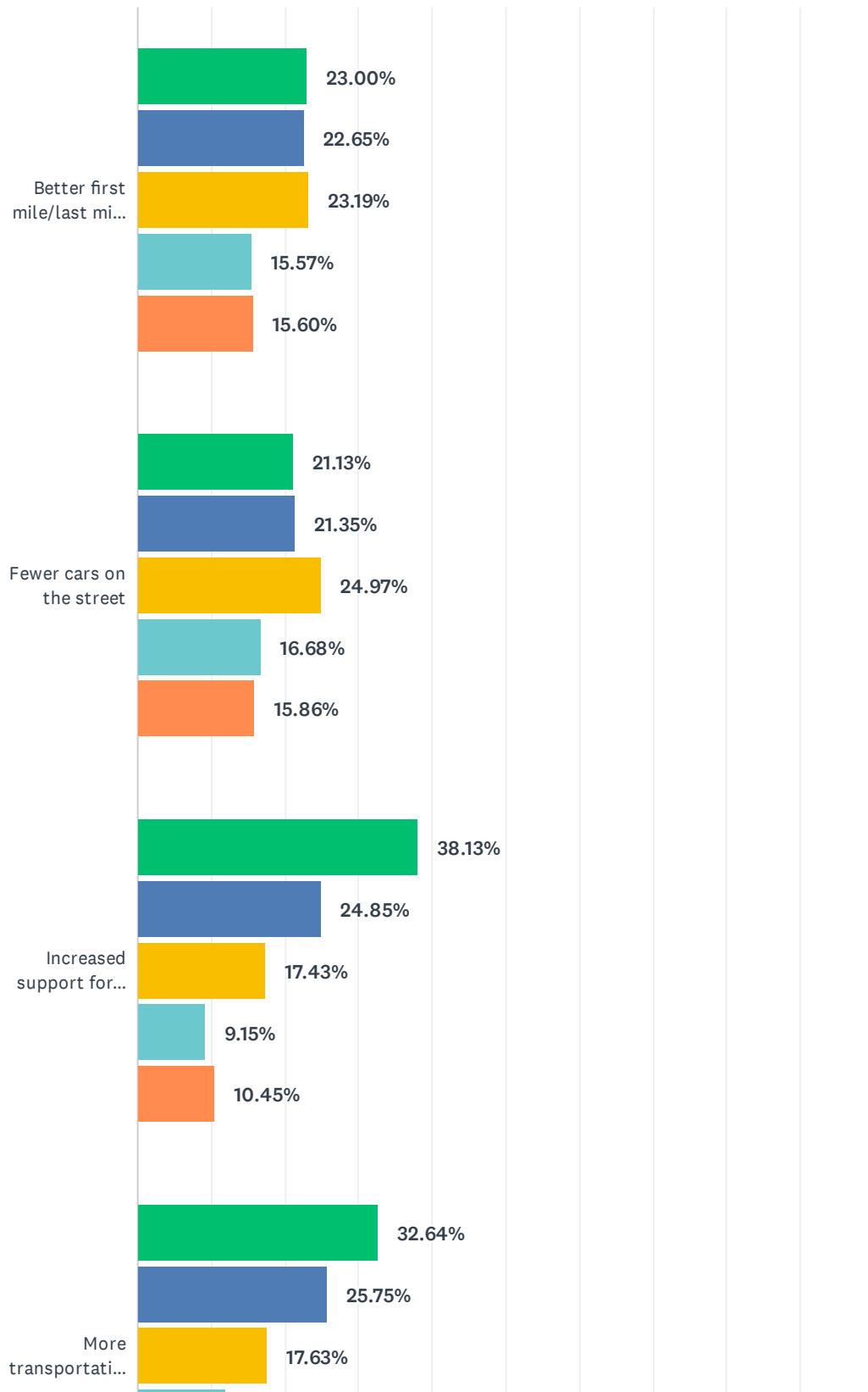


■ Very high level of concern
 ■ High level of concern
 ■ Moderate level of concern
■ Low level of concern
 ■ Not a concern at all

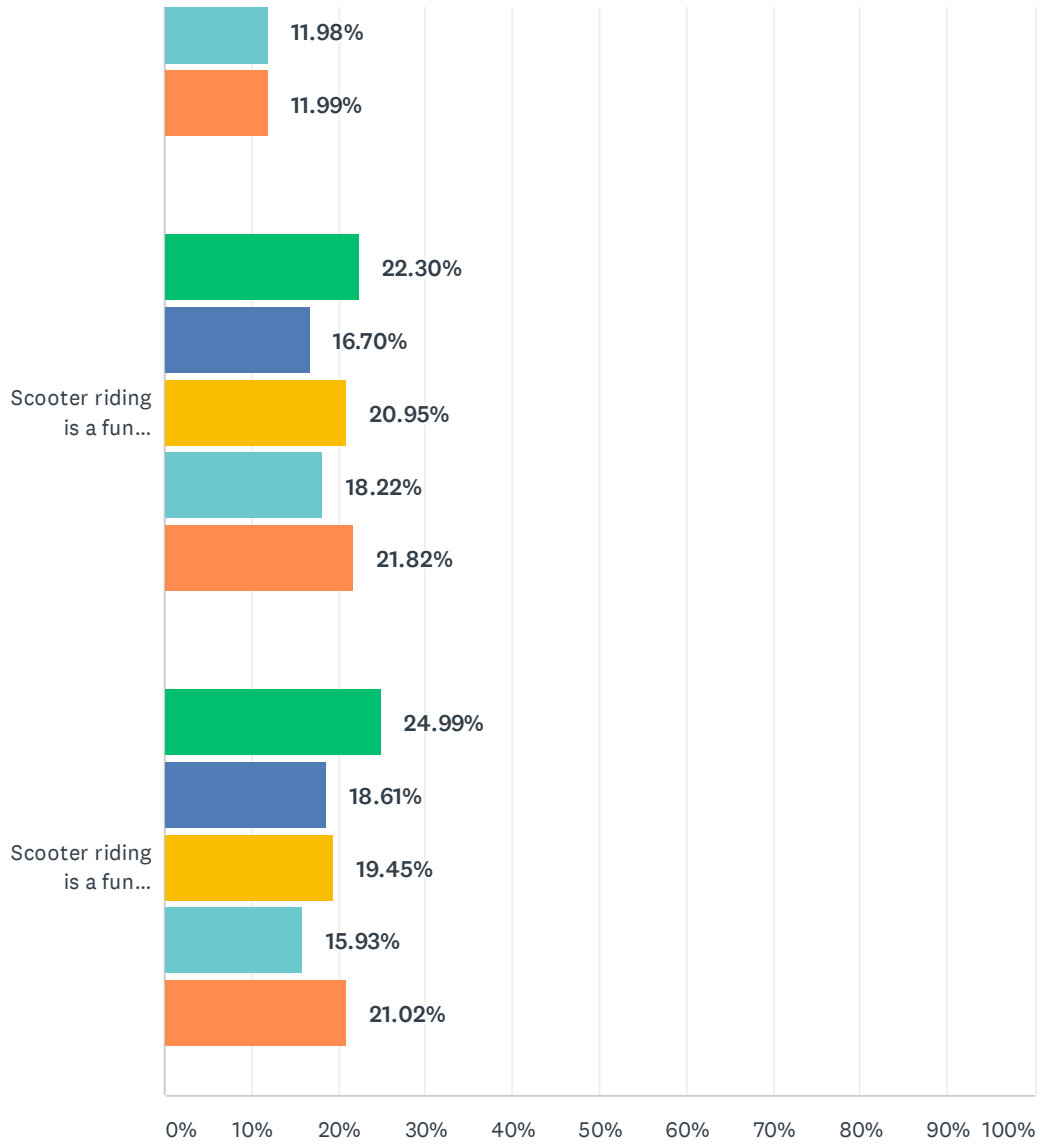
	VERY HIGH LEVEL OF CONCERN	HIGH LEVEL OF CONCERN	MODERATE LEVEL OF CONCERN	LOW LEVEL OF CONCERN	NOT A CONCERN AT ALL	TOTAL
Dockless scooter rider behavior around people biking	23.52% 1,612	11.98% 821	16.71% 1,145	26.83% 1,839	20.95% 1,436	6,853
Dockless scooter rider behavior around people driving	39.31% 2,694	15.49% 1,062	19.08% 1,308	16.65% 1,141	9.47% 649	6,854
Dockless scooter rider behavior around people walking	32.29% 2,215	15.04% 1,032	17.03% 1,168	22.43% 1,539	13.21% 906	6,860
Dockless scooters are not safe to ride	16.11% 1,098	11.99% 817	18.98% 1,293	26.33% 1,794	26.59% 1,812	6,814
Dockless scooters blocking sidewalks when parked	23.39% 1,606	14.07% 966	16.43% 1,128	24.38% 1,674	21.72% 1,491	6,865
People riding dockless scooters on the sidewalk	35.59% 2,442	16.31% 1,119	18.76% 1,287	18.31% 1,256	11.03% 757	6,861
There are not enough dockless scooters in the City of Milwaukee	5.14% 352	6.95% 476	12.43% 851	21.16% 1,449	54.32% 3,720	6,848
There isn't a safe, connected network of bike facilities and trails to use	21.99% 1,505	18.00% 1,232	22.34% 1,529	19.32% 1,322	18.35% 1,256	6,844

Q9 Thinking about potential benefits of dockless scooters, please indicate the level of importance for the following:

Answered: 6,866 Skipped: 792



City of Milwaukee Dockless Scooter Pilot Study Public Survey



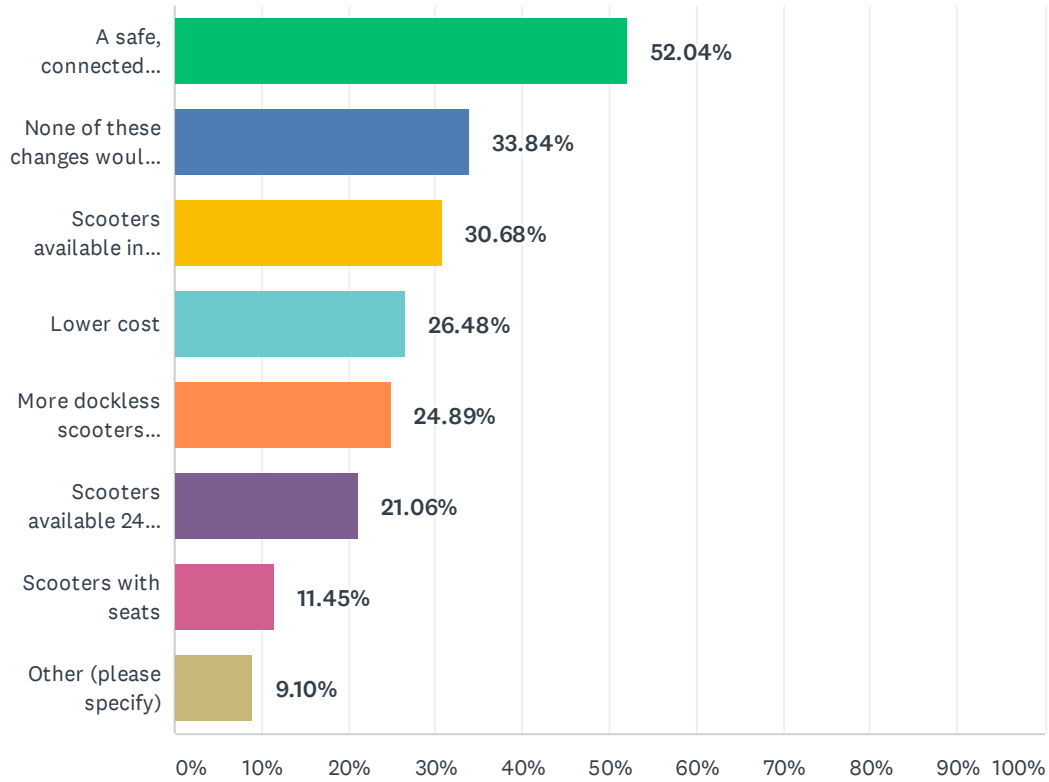
■ Very high level of importance
 ■ High level of importance
 ■ Moderate level of importance
 ■ Low level of importance
 ■ Not important at all

City of Milwaukee Dockless Scooter Pilot Study Public Survey

	VERY HIGH LEVEL OF IMPORTANCE	HIGH LEVEL OF IMPORTANCE	MODERATE LEVEL OF IMPORTANCE	LOW LEVEL OF IMPORTANCE	NOT IMPORTANT AT ALL	TOTAL
Better first mile/last mile connections to transit	23.00% 1,570	22.65% 1,546	23.19% 1,583	15.57% 1,063	15.60% 1,065	6,827
Fewer cars on the street	21.13% 1,445	21.35% 1,460	24.97% 1,708	16.68% 1,141	15.86% 1,085	6,839
Increased support for walking, biking, and getting around without a car	38.13% 2,610	24.85% 1,701	17.43% 1,193	9.15% 626	10.45% 715	6,845
More transportation options in Milwaukee	32.64% 2,229	25.75% 1,758	17.63% 1,204	11.98% 818	11.99% 819	6,828
Scooter riding is a fun activity for residents	22.30% 1,529	16.70% 1,145	20.95% 1,436	18.22% 1,249	21.82% 1,496	6,855
Scooter riding is a fun activity for visitors	24.99% 1,711	18.61% 1,274	19.45% 1,332	15.93% 1,091	21.02% 1,439	6,847

Q10 What changes would encourage you to use dockless scooters more often? Select all that apply.

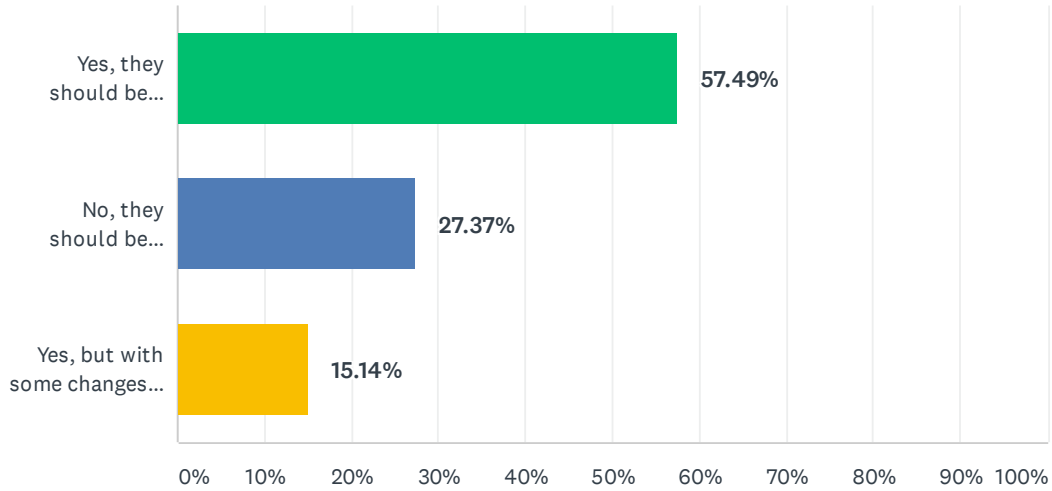
Answered: 6,858 Skipped: 800



ANSWER CHOICES	RESPONSES	
A safe, connected network of bike lanes and trails to use	52.04%	3,569
None of these changes would encourage me to use more	33.84%	2,321
Scooters available in more neighborhoods throughout the city	30.68%	2,104
Lower cost	26.48%	1,816
More dockless scooters available	24.89%	1,707
Scooters available 24 hours/day	21.06%	1,444
Scooters with seats	11.45%	785
Other (please specify)	9.10%	624
Total Respondents: 6,858		

Q11 At the conclusion of this pilot study, do you support the City of Milwaukee developing permanent regulations to allow dockless scooter share in Milwaukee?

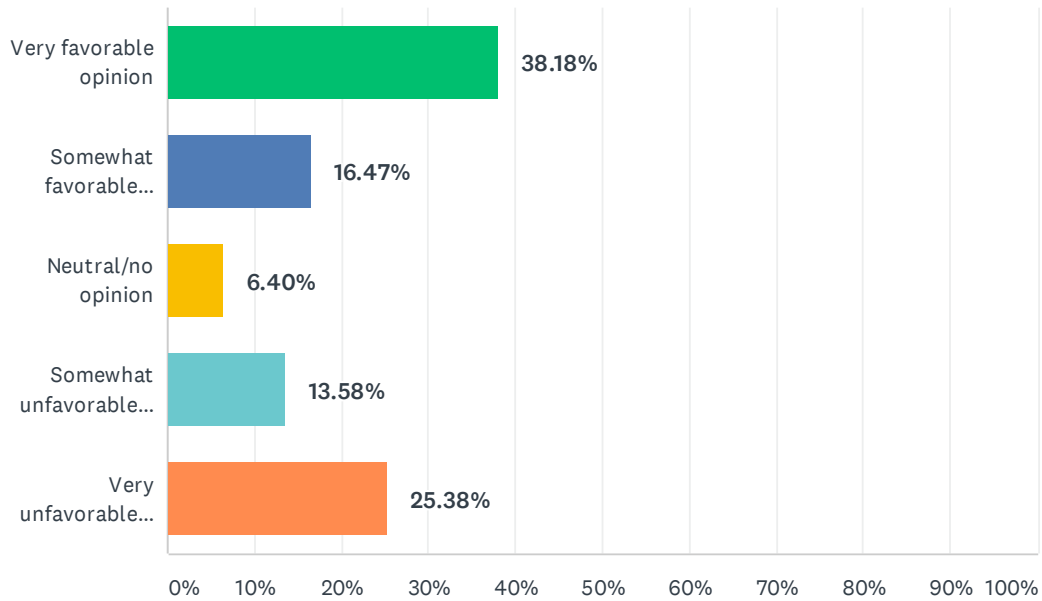
Answered: 6,862 Skipped: 796



ANSWER CHOICES	RESPONSES	
Yes, they should be allowed	57.49%	3,945
No, they should be prohibited	27.37%	1,878
Yes, but with some changes (please specify)	15.14%	1,039
TOTAL		6,862

Q12 What is your overall opinion of dockless scooters in Milwaukee?

Answered: 6,863 Skipped: 795



ANSWER CHOICES	RESPONSES	
Very favorable opinion	38.18%	2,620
Somewhat favorable opinion	16.47%	1,130
Neutral/no opinion	6.40%	439
Somewhat unfavorable opinion	13.58%	932
Very unfavorable opinion	25.38%	1,742
TOTAL		6,863

Q13 Please share any additional comments or feedback you have regarding the Dockless Scooter Pilot Study in the City of Milwaukee.

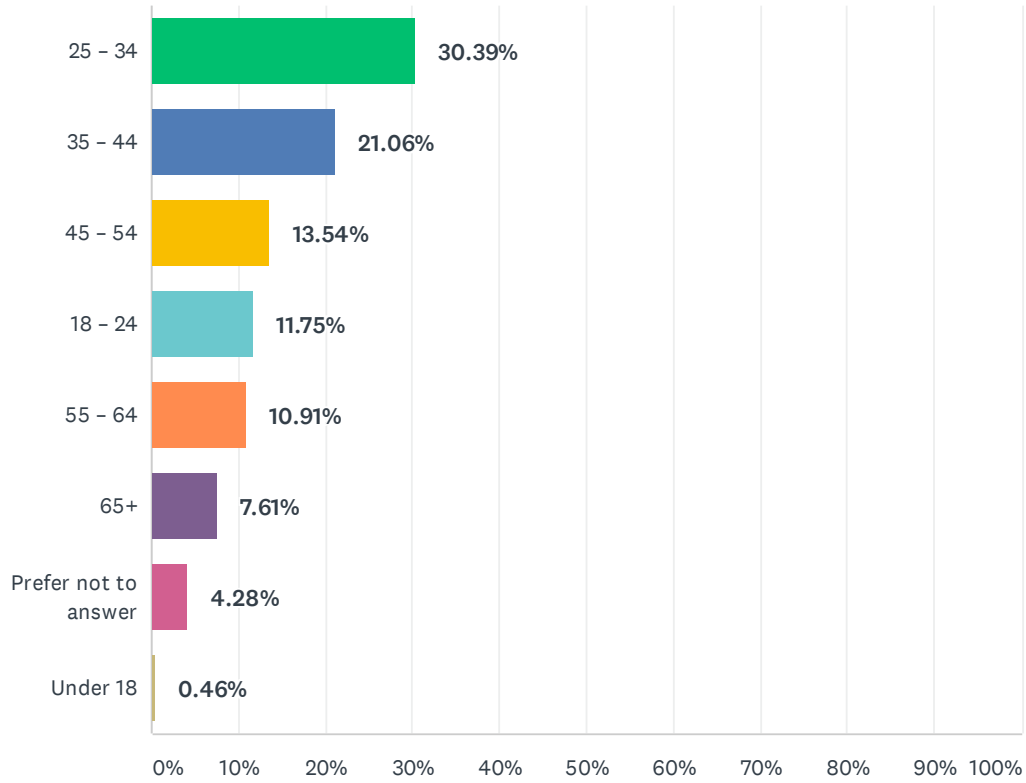
Answered: 3,119 Skipped: 4,539

Q14 Zip code

Answered: 5,347 Skipped: 2,311

Q15 Age

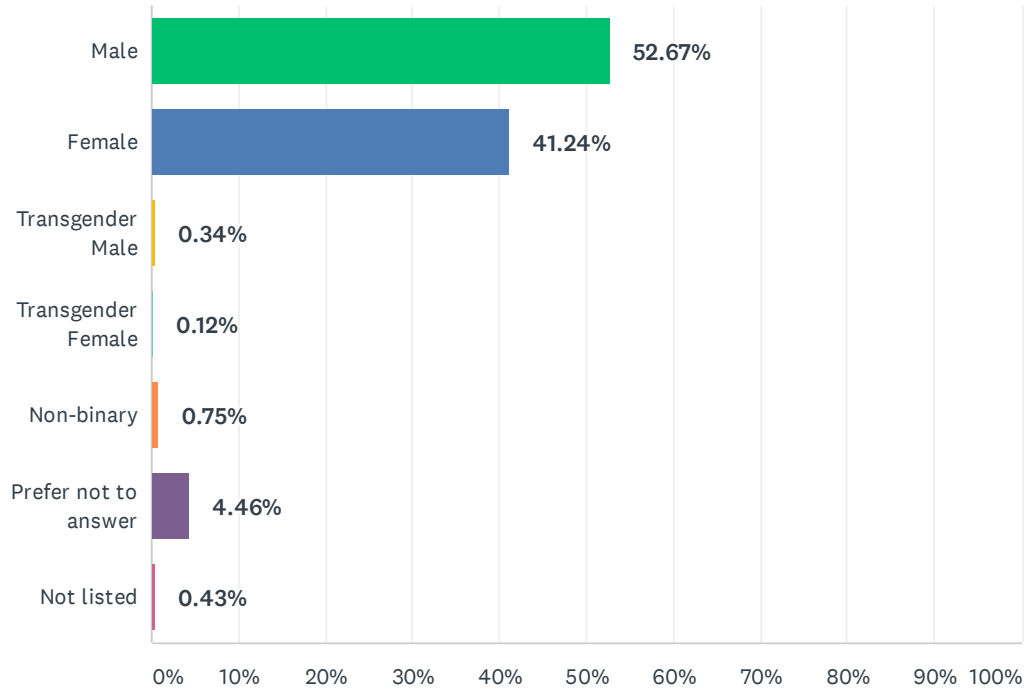
Answered: 5,864 Skipped: 1,794



ANSWER CHOICES	RESPONSES	
25 - 34	30.39%	1,782
35 - 44	21.06%	1,235
45 - 54	13.54%	794
18 - 24	11.75%	689
55 - 64	10.91%	640
65+	7.61%	446
Prefer not to answer	4.28%	251
Under 18	0.46%	27
TOTAL		5,864

Q16 Gender

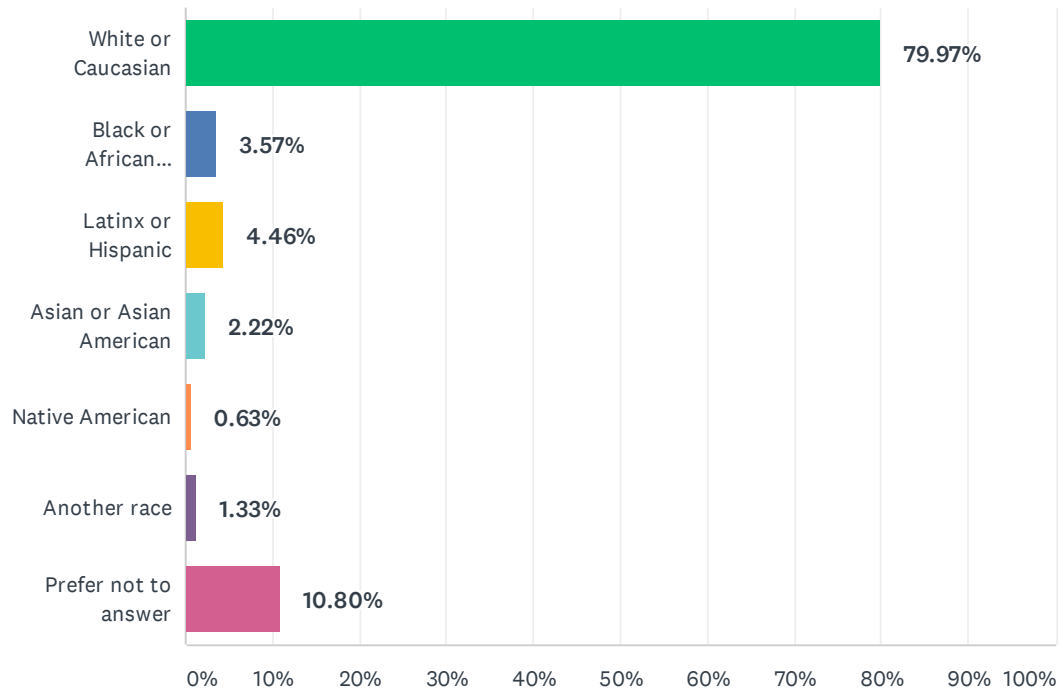
Answered: 5,876 Skipped: 1,782



ANSWER CHOICES	RESPONSES	
Male	52.67%	3,095
Female	41.24%	2,423
Transgender Male	0.34%	20
Transgender Female	0.12%	7
Non-binary	0.75%	44
Prefer not to answer	4.46%	262
Not listed	0.43%	25
TOTAL		5,876

Q17 Race (select all that apply)

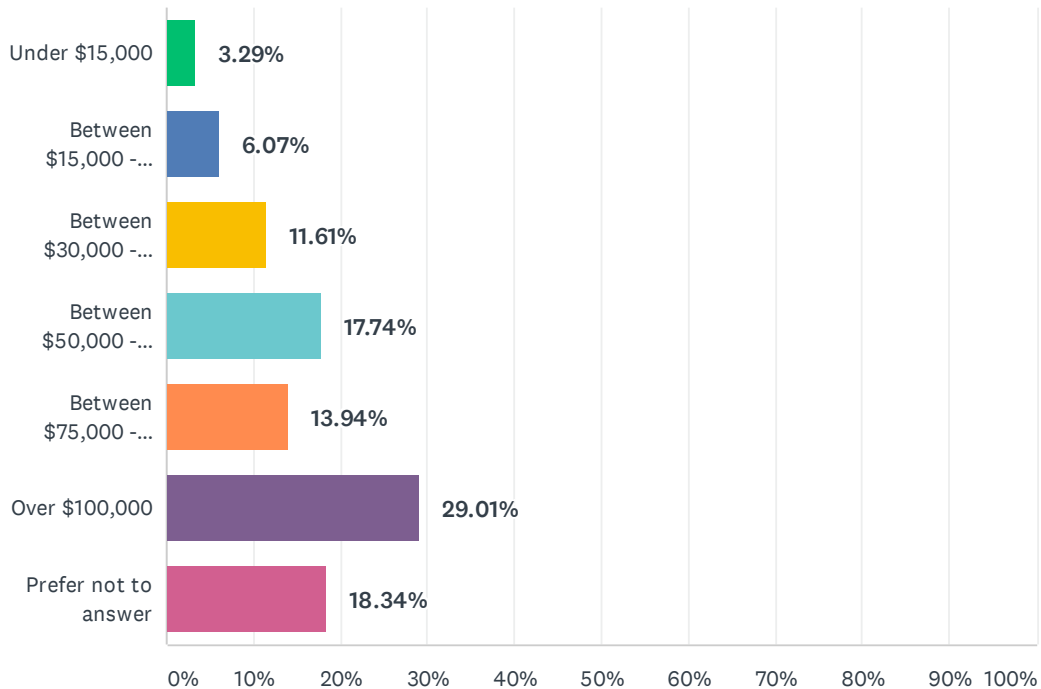
Answered: 5,850 Skipped: 1,808



ANSWER CHOICES	RESPONSES	
White or Caucasian	79.97%	4,678
Black or African American	3.57%	209
Latinx or Hispanic	4.46%	261
Asian or Asian American	2.22%	130
Native American	0.63%	37
Another race	1.33%	78
Prefer not to answer	10.80%	632
Total Respondents: 5,850		

Q18 Household income level

Answered: 5,833 Skipped: 1,825



ANSWER CHOICES	RESPONSES	
Under \$15,000	3.29%	192
Between \$15,000 - \$29,999	6.07%	354
Between \$30,000 - \$49,000	11.61%	677
Between \$50,000 - \$74,999	17.74%	1,035
Between \$75,000 - \$99,999	13.94%	813
Over \$100,000	29.01%	1,692
Prefer not to answer	18.34%	1,070
TOTAL		5,833