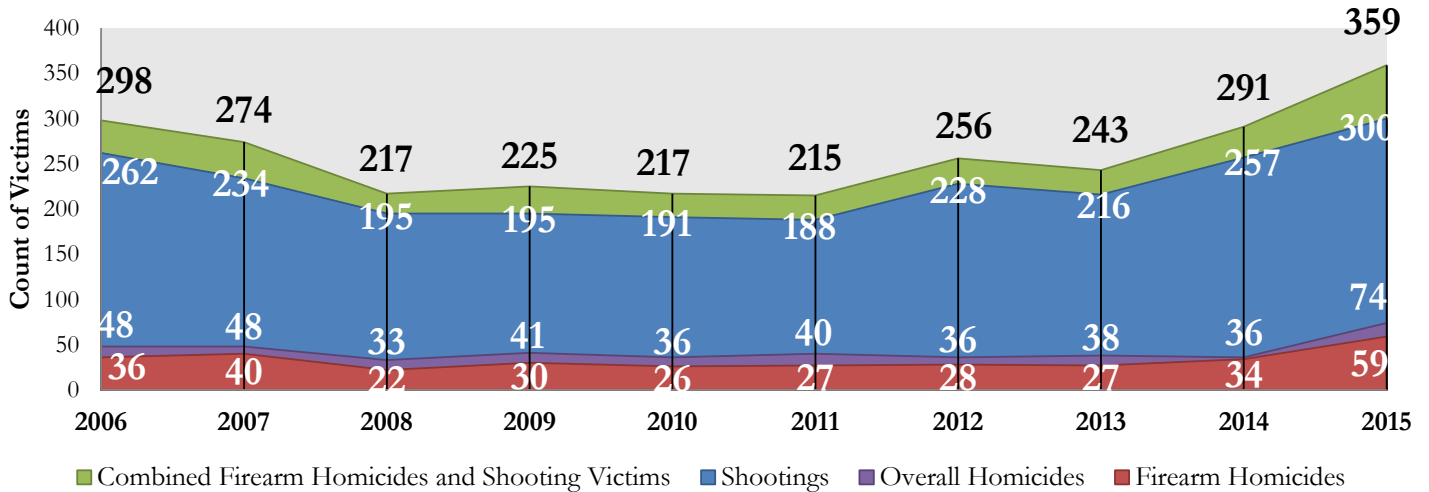


# MID YEAR REPORT



**Combined Firearm Homicide and Shooting Victims  
by Year through 2nd Quarter (1/1 - 6/30)**



Combined firearm homicides and non-fatal shooting victims data provides the best measure of firearm violence in a city. Comparing to last year’s first six months, Milwaukee is up **23%** and looking back to 2011 we are up **65%** in the same time period. Emerging trends include:

- ⇒ Drug Related homicides are up from **2 to 6 (200%)**
- ⇒ Increases of homicides in **53216 (1200%)**, **53210 (700%)** and **53218 (400%)**
- ⇒ Non-fatal shooting victims have been increasing since 2011 by an average of **37%** each year.
- ⇒ Shooting incidents are up **215 to 257 (20%)**

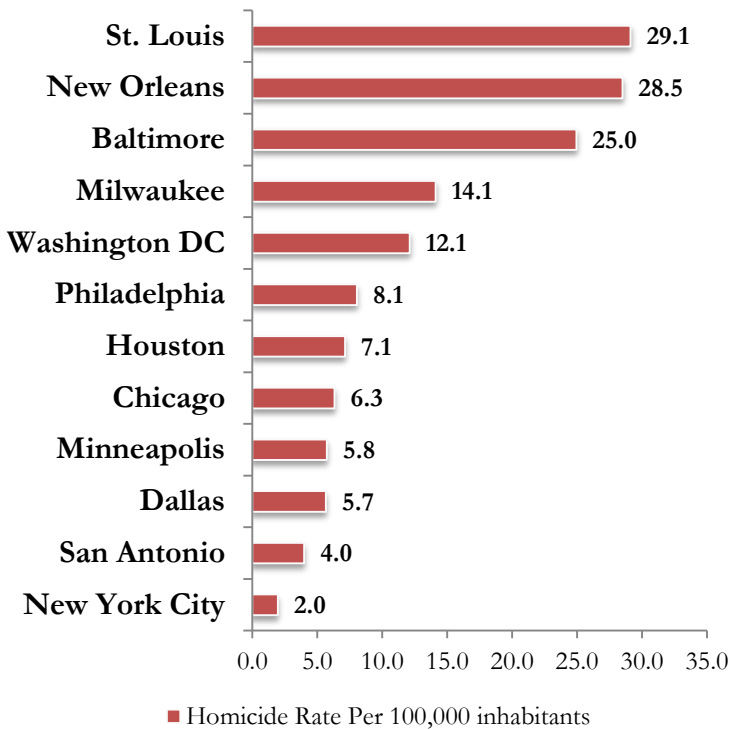
**+ 106%**

Homicides are up from **36 to 74** during the first 6 months of the year (106%).

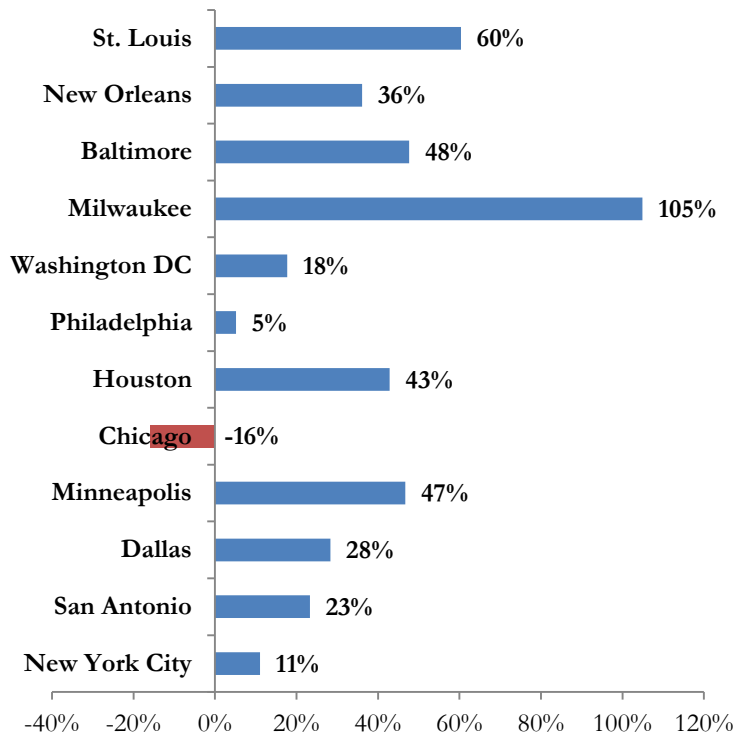
**+ 17%**

Shooting victims are from **257 to 300** during the first 6 months of the year (17%).

## Homicide Rate Per 100,000 inhabitants 1/1/15 - 6/30/15\*



## Cities by Percent Change in Homicides between 2014 and 2015



According to the most readily available FBI UCR data, the nationwide homicide rate was **4.5 per 100,000** inhabitants in 2013. During 2014, the City of Milwaukee ranks above the nationwide homicide rate with an annualized rate of **14.1 homicide victims per 100,000** inhabitants.

- ⇒ Homicides are up **106%** compared to this time last year in Milwaukee.
- ⇒ Non-fatal shooting victims are up **17%** in the first six months of 2015.
- ⇒ Non-fatal shooting victims have been increasing since 2011 by an average of **37%** each year.
- ⇒ Only **7% (5)** homicide victims were 17 years old or younger compared to **11% (4)** in 2014 in the first 6 months
- ⇒ Only **10% (31)** shooting victims were 17 years old or younger compared to **14% (36)** in same time period last year

\*Sources: Madhani, Aamer. "Several Big U.S. Cities See Homicide Rates Surge." *USA Today*. Gannett, 10 July 2015. Web. 12 July 2015. Population data retrieved from US Census Bureau 2010 Census Total Population. PLEASE NOTE: The USA Today article recorded some cities with updated timeframes past the first 6 months. For more information on their analysis [see here](#).

### ***Additional analysis shows:***

- ⇒ Shootings increased in **53225 (267% increase, 3 to 11)**, **53216 (129% increase, 17 to 39)** **53212 (64% increase 14 to 23)**
- ⇒ 53218 saw a **29%** decrease in shootings
- ⇒ Both homicide and non-fatal shooting victims overwhelming (**86% and 76%** respectively) had criminal arrest histories
- ⇒ **Over 92%** of homicide and non-fatal shooting suspects had criminal arrest histories

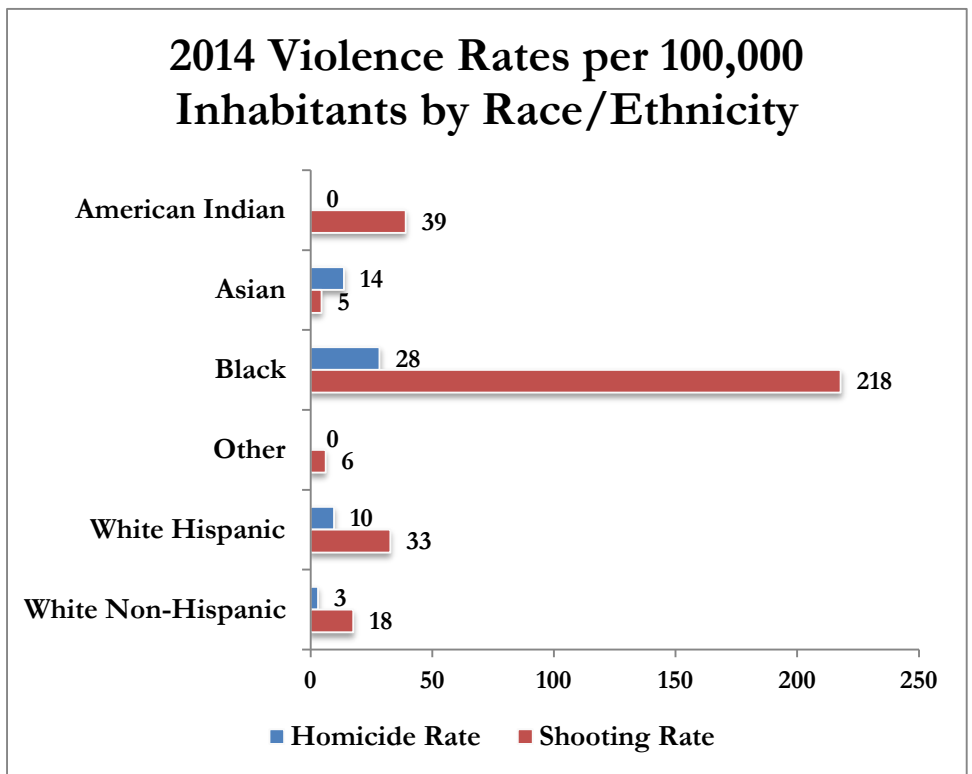
# Racial Disparities

Victimization rates for homicides and shooting disproportionality affect young African American/Black males in the city of Milwaukee.

According to the Federal Bureau of Investigation's Uniform Crime Reports, from 2013 to 2014 murder decreased 6% in the first six months of the year. Milwaukee's homicides in the first six months of the year increased 106%; when you break down the racial and ethnicity of the victims the data is alarming.

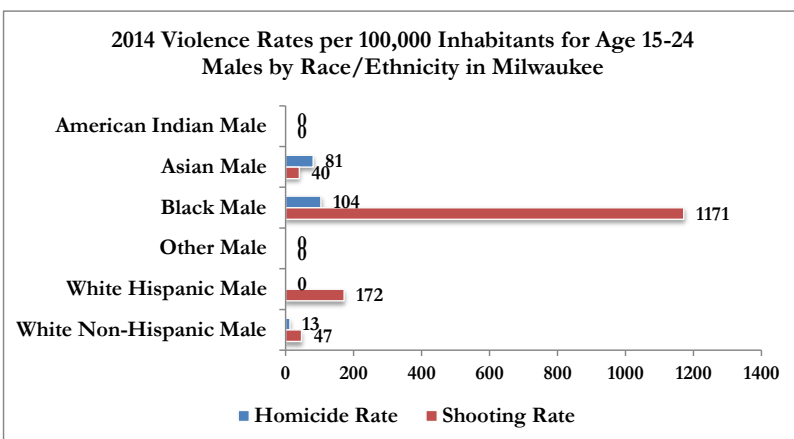
The Black population makes up 39% of the city's population but accounted for 81% (60) of the homicide victims and 87% (262) of the shooting victims in the first six months of the year. The graph below demonstrates the victimization rate based on race and ethnicity.

Race/Ethnicity	Population
American Indian	2,555
Asian	21,718
Black	232,168
Other	15,988
White Hispanic	103,431
White Non-Hispanic	220,599
<b>City of Milwaukee</b>	<b>596,459</b>



The rate is the ratio of crime in an area to the population of that area. This is calculated by taking the number of homicides or shootings, dividing by the population and multiplying that product by 100,000.

⇒ Black males alone ages 15-24, have a homicide rate of 104 per 100,000 inhabitants and a shooting victimization rate of 1171 in 2014.



Race/Ethnicity	Age Group 15-24
American Indian Male	183
Asian Male	2,472
Black Male	19,208
Other Male	2,938
White Hispanic Male	9,279
White Non-Hispanic Male	23,297

---

# CONTRIBUTING FACTORS

---

## Drug Nexus:

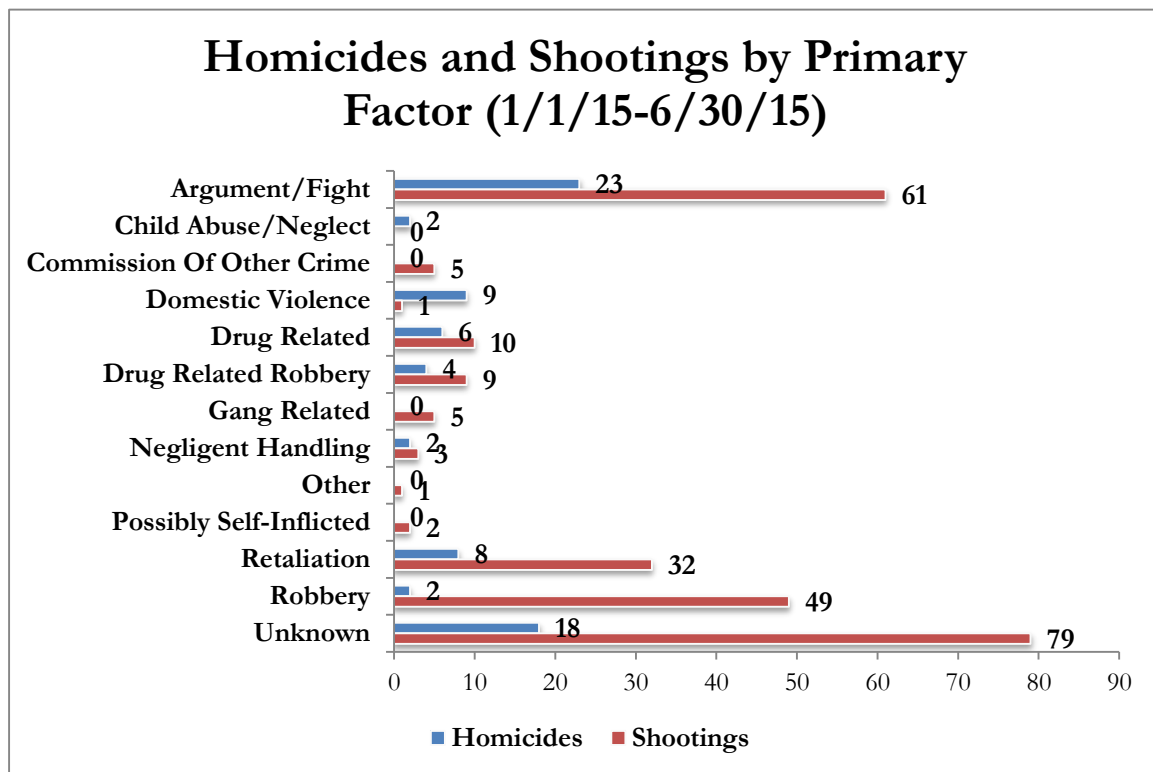
- 23% (58) of the shootings had a drug nexus which is up 123% from 2014
- 22% (16) of the homicides had a drug nexus (a 11% decrease from 2014)

## Juvenile Shooting Involvement:

- 10% (31) of shooting victims were juveniles (decrease of 14% (36) from 2014)
- 4% (4) of the shooting suspects were juveniles (decrease of 33% (6) from 2014)

## Juvenile Homicide Involvement:

- 7% (5) homicide victims were juveniles (increase of 25% (4) from 2014)
- 8% (4) of the homicide suspects were juveniles compared to 0 juvenile suspects from 2014



*Looking back at the last 10 years, argument/fight has been in the top 2 leading causes of homicide in Milwaukee. The same holds true for non-fatal shootings.*

---

## ARGUMENT/FIGHT HOMICIDES

---

- ⇒ Argument/fight homicides are up **360% (5 to 23)** and account for **31%** of overall incidents
  - ⇒ **6 (26%)** of argument/fight homicides had gang-involved victims and/or suspects
  - ⇒ **2 (9%)** of them were drug-involved
  - ⇒ Top Argument/Fights reasons include:
    - Respect - **8**
    - Unknown - **4**
    - Jealousy - **2**
- (\*Road Rage accounts of **1**)
- 

## ARGUMENT/FIGHT SHOOTINGS

---

- ⇒ Argument/fight shootings are up **9% (55 to 60)** and account for **23%** of overall incidents
  - ⇒ **4 (7%)** of argument/fight shootings had gang-involved victims and/or suspects
  - ⇒ **14 (23%)** of them were drug-involved
  - ⇒ Top Argument/Fights reasons include:
    - Respect - **12**
    - Jealousy - **10**
    - Unknown - **9**
- (\*Road Rage accounts for **5**)

Gang Involved: *Victim or suspect were part of a gang, group or crew at the time of the incident*

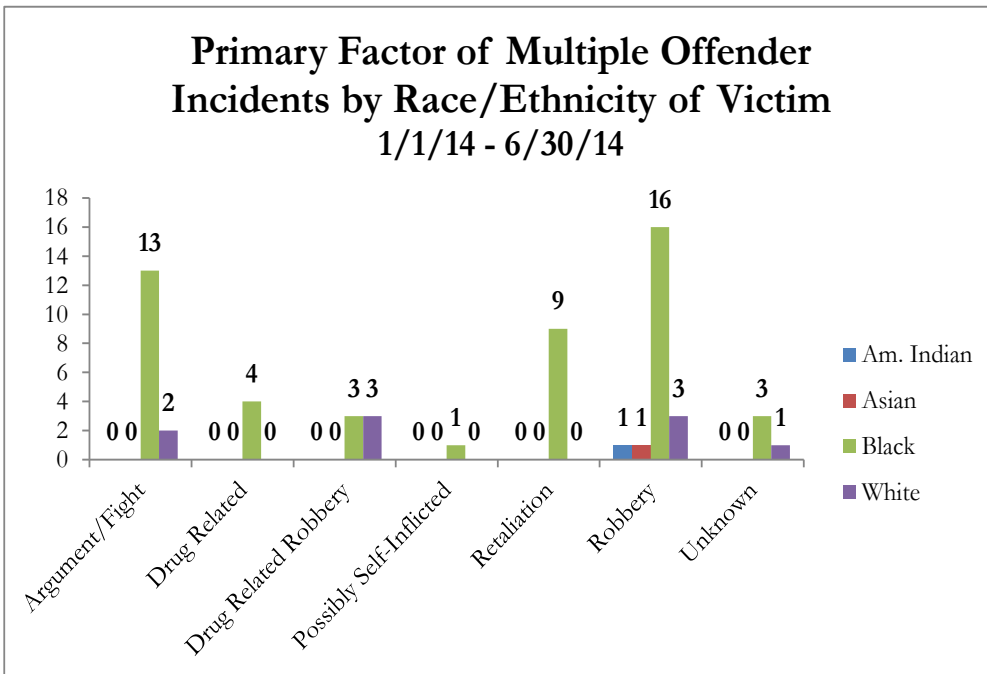
Drug Involved: *Incident had indicators of drug involvement such as: large amount of cash present, known drug house, presence of narcotics, etc.*

# Multiple Offender Incidents

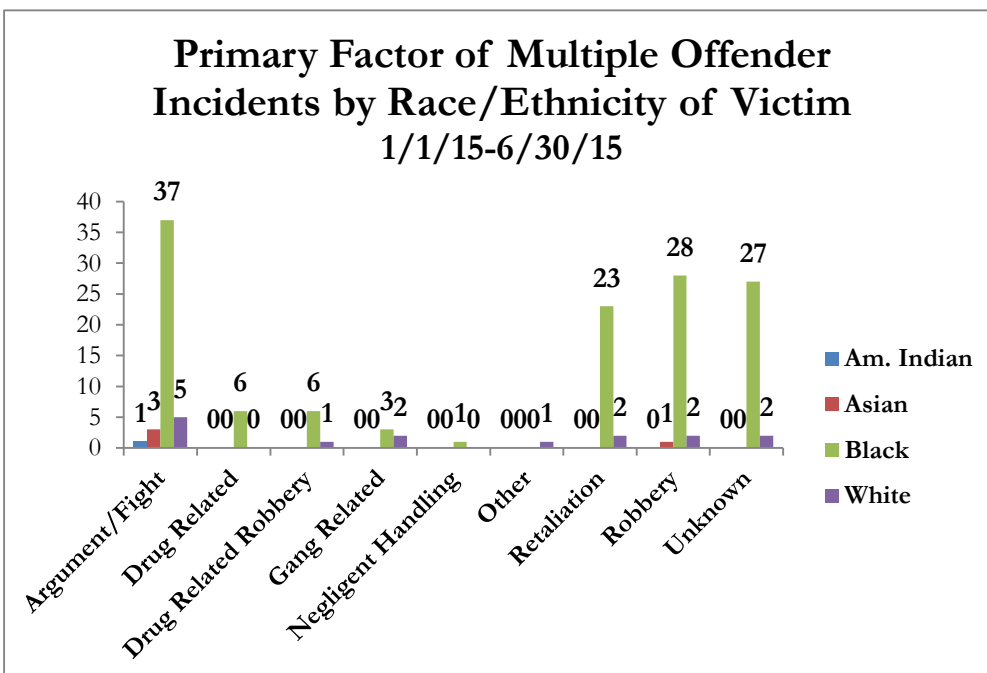
In 2015 there was a **47% increase (15 to 22)** in homicides involving multiple offenders compared in the first 6 months of the year.

During that same timeframe, a **200% increase (36 to 108)** occurred in shootings involving multiple offenders.

By combining the first 6 months of multiple offender homicides and non-fatal shooting incidents together, analysis can be done looking at the contributing factors of the victims and suspects in the these specific incidents..



- ⇒ Median Age of Victim: 27
- ⇒ Over 80% of the victims are Black Males
- ⇒ Over 75% of victims have criminal histories

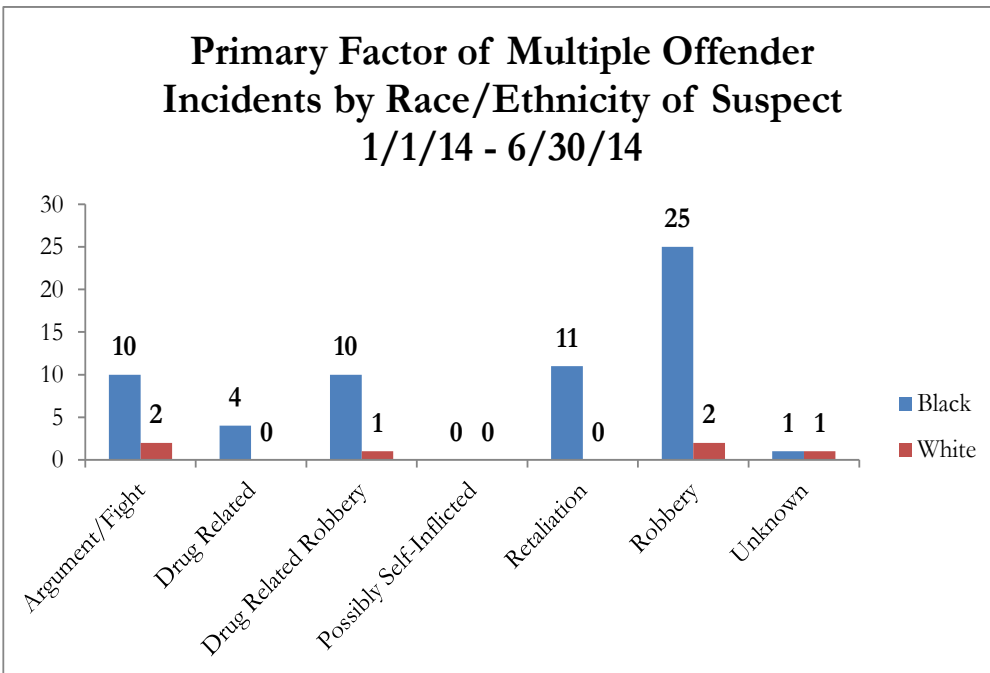


- ⇒ Median Age of Victim: 24
- ⇒ Over 85% of the victims are Black Males
- ⇒ Over 71% of victims have criminal histories

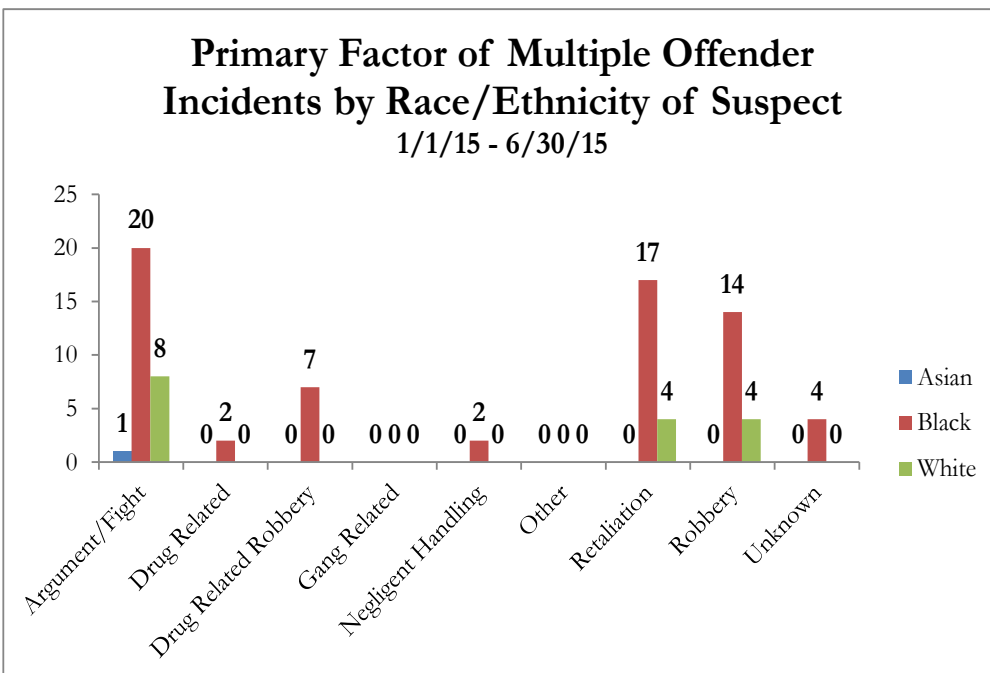
# Multiple Offender Incidents

Looking specifically at the make-up of these combined multiple offender groups that are committing the homicides and non-fatal shootings these data points:

- ⇒ Overwhelmingly (**80% +**) of the suspects were Black male in both years
- ⇒ The top three 2015 primary factors for multiple offender incidents were: argument/fight (**35% or 29**), retaliation (**25% or 21**) and robbery (**22% or 18**).
- ⇒ Increases of **142%** in argument/fight incidents and **91%** increase in retaliation incidents, with a decrease of **33%** in robbery incidents



- ⇒ Median Age of Suspect: **23**
- ⇒ Over **85%** of the suspects are Black Males
- ⇒ Over **97%** of the suspects had criminal histories



- ⇒ Median Age of Suspect: **23**
- ⇒ Over **80%** of the suspects are Black Males
- ⇒ Over **96%** of the suspects had criminal histories

# Moving Forward...

To address the upward trend of violence, a multi-level, multi-disciplinary and multi-agency approach will be needed.

The MHRC is comprised of law enforcement professionals, criminal justice professionals and community service providers who meet regularly to exchange information regarding the city's homicides and other violent crimes to identify methods of prevention from both public health and criminal justice perspectives.

The MHRC makes recommendations based on trends identified through the case review process. These recommendations range from micro-level strategies and tactics to macro-level policy change. Many of the recommendations made to date have been implemented. The Milwaukee Homicide Review Commission provides a unique forum for addressing violence in the city of Milwaukee.

## *Many of the recent MHRC recommendations in progress include:*

- ⇒ Continue teaching conflict resolution and continue to bridge the gap between parents and education
- ⇒ Continue support for restorative justice circles in school and the community
- ⇒ Develop mediation training for community organizers dealing with conflict in the community
- ⇒ Implement Homicide Reviews with youth participants (15-24 years old)
- ⇒ Reconvene License Premise Sub-committee to evaluate prior recommendations focused on license premises including taverns and corner stores
- ⇒ Support implementation of city-wide public safety plan
- ⇒ Focus reviews on target areas that have seen that largest increase of homicide and non-fatal shooting violence